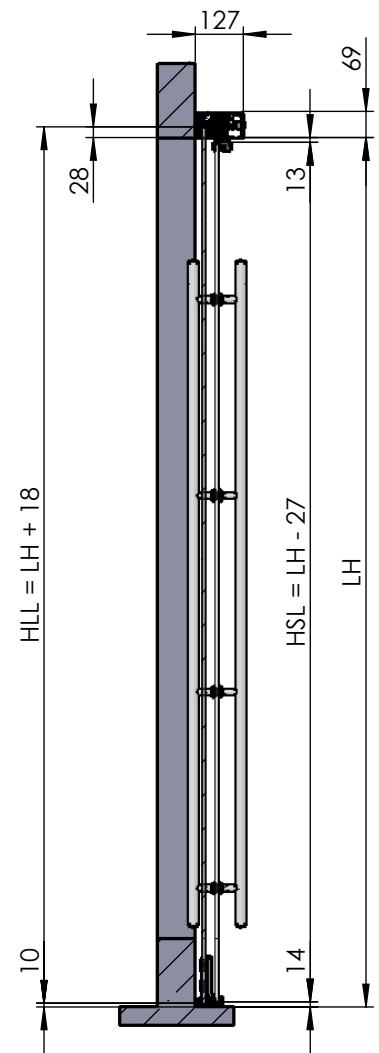
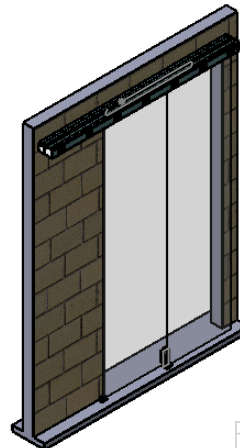
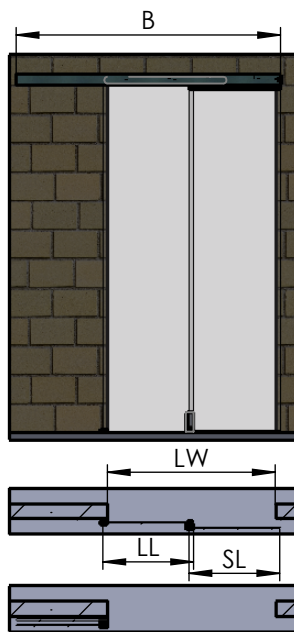
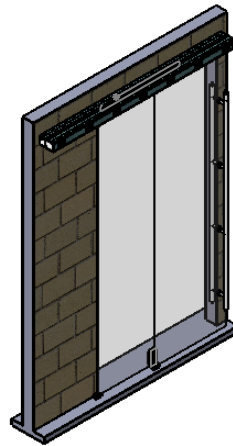
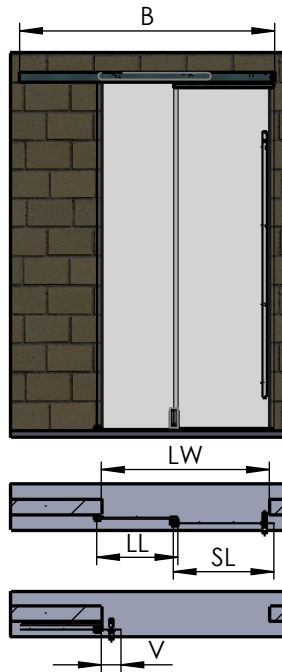


MUTO Comfort Teleskop layout view 2 panel / fixed at wall



max. panel weight	2x 80kg
max. panel height	3000mm
glass thickness/type	8-13,5mm TSG/LSG

		glass width QM without handle bar	glass width SM without handle bar	glass width QM with handle bar	glass width SM with handle bar
without Dormotion	min.	600	600	665	535
	max.	1200	1200	1265	1135
with Dormotion	min.	790	790	855	725
	max.	1200	1200	1265	1135
		profile length B without handle bar	light opening LW without handle bar	profile length B with handle bar	light opening LW with handle bar
without Dormotion	min.	1750	1110	1685	1110
	max.	3550	2310	3485	2310
with Dormotion	min.	2320	1490	2255	1490
	max.	3550	2310	3485	2310
total profile length incl. End caps = profile length B + 2 x 2mm					