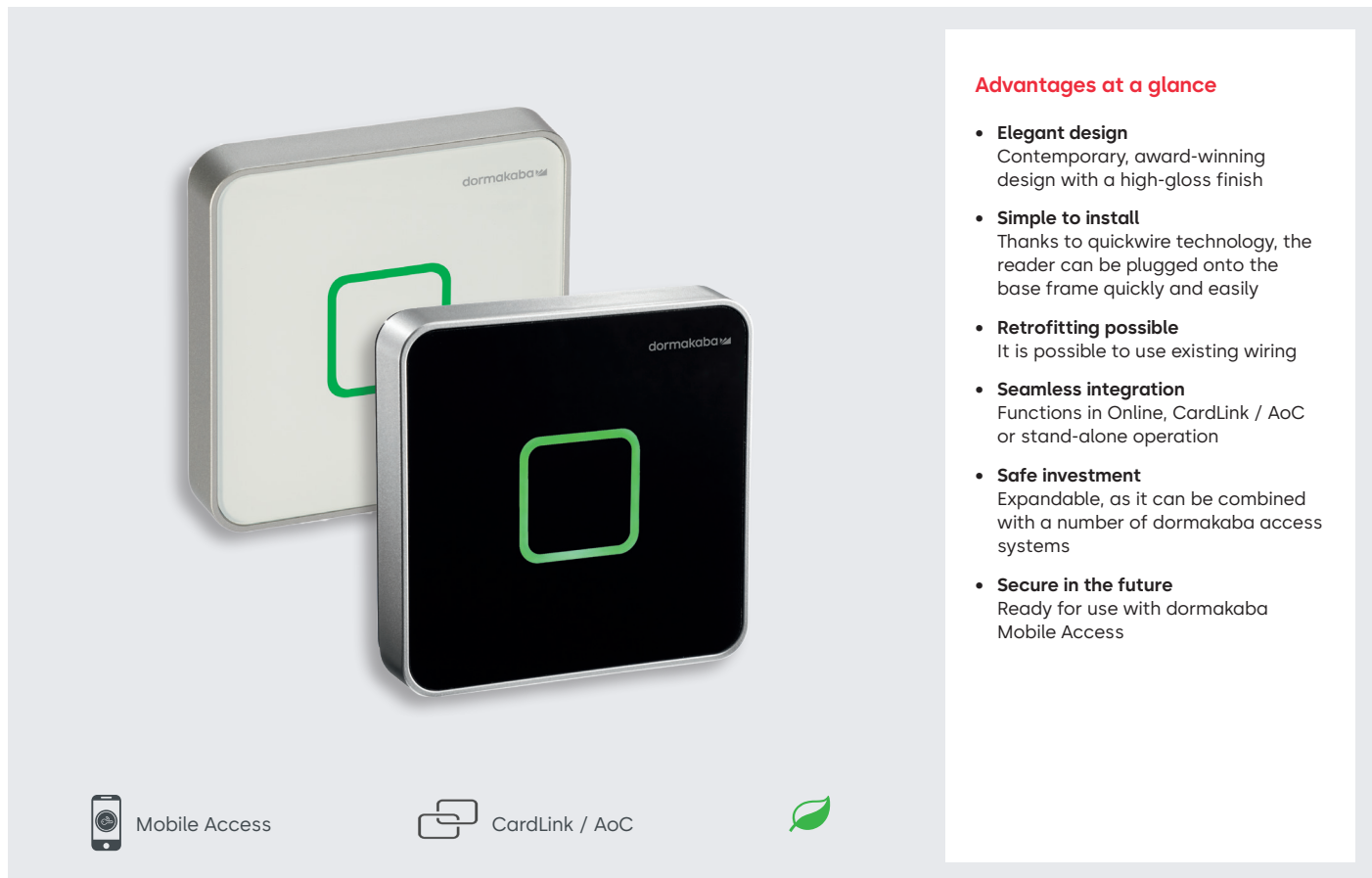


dormakaba compact reader 91 10



Advantages at a glance

- **Elegant design**
Contemporary, award-winning design with a high-gloss finish
- **Simple to install**
Thanks to quickwire technology, the reader can be plugged onto the base frame quickly and easily
- **Retrofitting possible**
It is possible to use existing wiring
- **Seamless integration**
Functions in Online, CardLink / AoC or stand-alone operation
- **Safe investment**
Expandable, as it can be combined with a number of dormakaba access systems
- **Secure in the future**
Ready for use with dormakaba Mobile Access

Award-winning design and elegance

The dormakaba compact reader 91 10 with elegant high-gloss finish can be integrated easily into existing buildings.

It is convenient to operate – as both

visible and audible signals are used to confirm access. Simply present either a card, key fob or key with RFID transponder clip to the reader and enter.

Flexible integration

The dormakaba compact reader 91 10 can be integrated into all dormakaba systems, regardless of whether they are operated online or stand-alone.

The quickwire connector simplifies installation and maintenance. The reader is simply clicked onto the pre-wired rear panel or spacer frame.

Areas of application

The dormakaba compact reader 91 10 fits onto any standard wall socket and is available in two designs:

- with a spacer frame for use indoors (surface wiring) or
- with rear panel and sealing pad for use in protected outdoor areas (flush-mounted wiring).

The dormakaba compact reader 91 10 can be used in many ways. It can be used either as a reader to monitor the organisation or for access control in conjunction with an access manager in protected areas.

Areas of application

- Office buildings
- Automatic doors
- Lifts
- Garage doors
- Car park barriers
- Entrance areas
- Doors with motor locks
- Mobile Access

Intuitive user guidance

The RFID access medium is held in front of the reader unit. A sound and a light signal (green/red) indicate whether access is granted or denied. Access to the desired area can be made – whether through car park barriers, automatic sliding doors, lifts, barriers or doors with a motor lock or door opener.

With Mobile Access, your mobile phone acts as the identification medium and permissions are assigned to the user/mobile phone. The identification process is controlled by a dormakaba app and the LEGIC cloud.

Versatile

The dormakaba compact reader 91 10 is mounted indoors or in protected outdoor areas. For example, with the optional CardLink (AoC) function it can be used as a validation reader in entrance areas and new temporary authorisations saved directly to the card each day. Indoors, the reader is the ideal solution for lifts or sliding doors: access is controlled in an area- and time-specific manner.

Scalable use

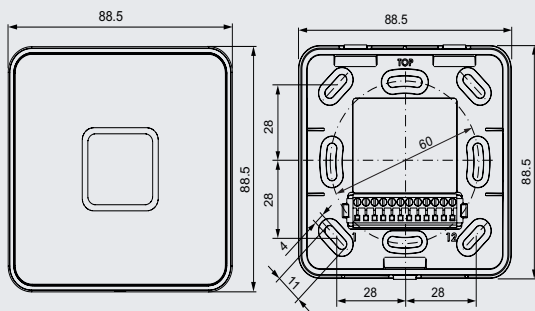
The compact reader is suitable both for individual access points and as part of a large system. Many versions are available with different programming options, depending on the object size and requirements.

A universal portfolio

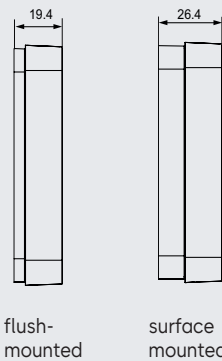
dormakaba's product range includes combinable products that share the same high-quality design.

Note: The product's range of available functions depends on the system context in which it is used.

dormakaba compact reader 91 10
Front and rear panel



Side view



Our Sustainability Commitment

dormakaba is committed to foster a sustainable development along our entire value chain.

In order to give quantified disclosures of a product's environmental impact and its ecological footprint, dormakaba provides Environmental Product Declarations (EPDs). Please download the EPD and read more about our sustainability commitment here or use the QR code provided.



Technical specification

RFID identification

- LEGIC advant, ISO 14443A
- MIFARE DESFire, ISO 14443A
- OSS-SO Version 2021-06: LEGIC advant, MIFARE DESFire

Mobile identification

- Near Field Communication (NFC)
- Bluetooth Low Energy (BLE)

Design / material / dimensions

- Flush-mounted type (rear panel/sealing pad): 88,5 x 88,5 x 19,4 mm (WxH xD)
- Surface mounted type (spacer frame): 88,5 x 88,5 x 26,4 mm
- Front: PC plastic, Colour: RAL 9005 jet black, RAL 9016 white
- Frame: plastic; Colour: RAL 9006 white aluminium
- Rear panel/spacer frame: Colour: RAL 9005, RAL 9016

Interfaces

- RS-485: connection to host; galvanically isolated, differential
- Two binary inputs: max. 5 VDC
- 1 relay output: max. 34 VDC/60 W, max. 27 VAC/60 VA

Power supply

- 12 – 27 VAC, 50/60 Hz or 10 – 34 VDC
- Power consumption: typ. 1.2 W, max. 2.2 W
- Clock operates max. 120 hours without power supply

Environmental conditions

- Temperature: –25 °C to +70 °C
- Protection class: flush-mounted design: IP54 surface mounted design: IP40
- Humidity: 0 – 95 %, noncondensing

Further details and order information can be found in the relevant dormakaba catalogues or system descriptions.

Subject to change without notice.
© 2026 dormakaba. Version 02/2026



Any questions? We will be happy to assist you.