

CLM1000 Glass center lock & strike

For interior tempered glass doors



Product features

- Conventional mortise cylinder, standard, Type D, KD (Keyed Differently). Other cylinders are available as options.
- Latch bolt operated by lever on either side, depending on the inside lever function ordered.
- Wall strike available for applications that do not require housing for the strike.
- Multiple keying options available direct from dormakaba.
- Quick lead times.
- Satin Stainless Steel finish.

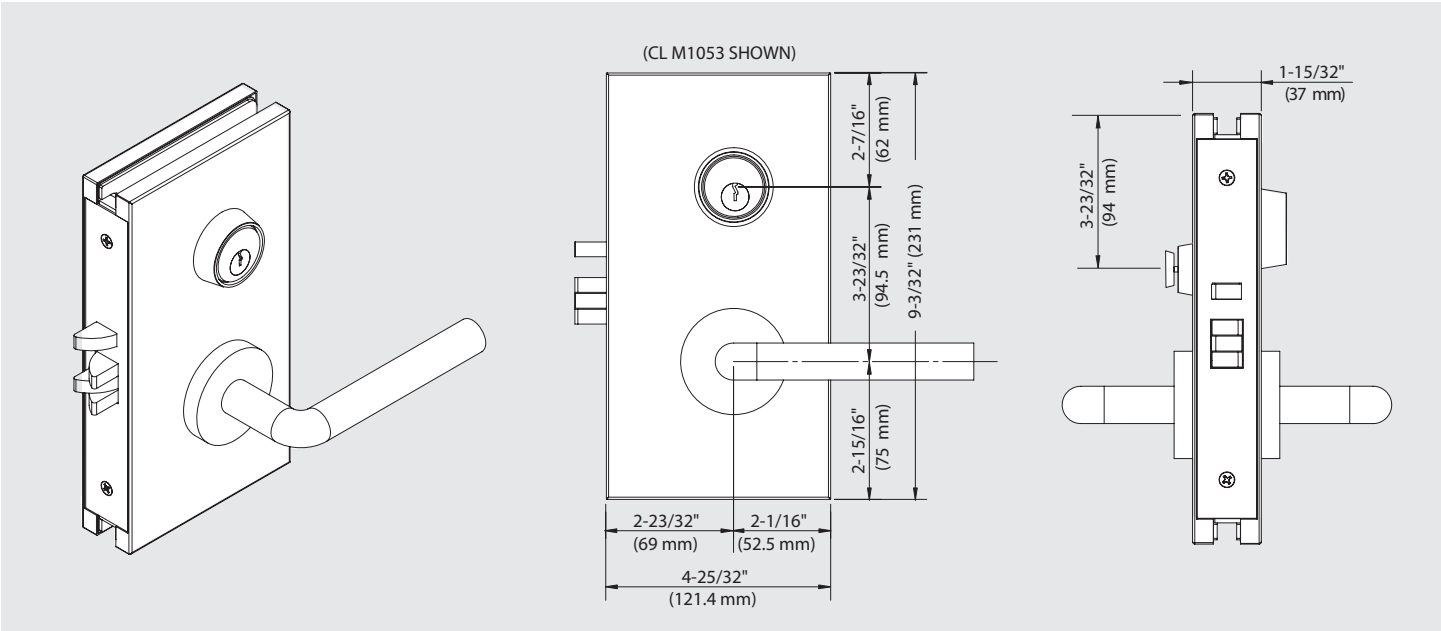
The CLM1000 Center Lock and Strike is a sleekly designed lockset measuring only 5" x 9", which incorporates dormakaba M1000 Heavy-Duty Grade 1 Mortise Lock technology. The CLM100 features advanced design concepts for extreme reliability, with high strength springs and a positive stop to reliably return the lever.

Recommended applications

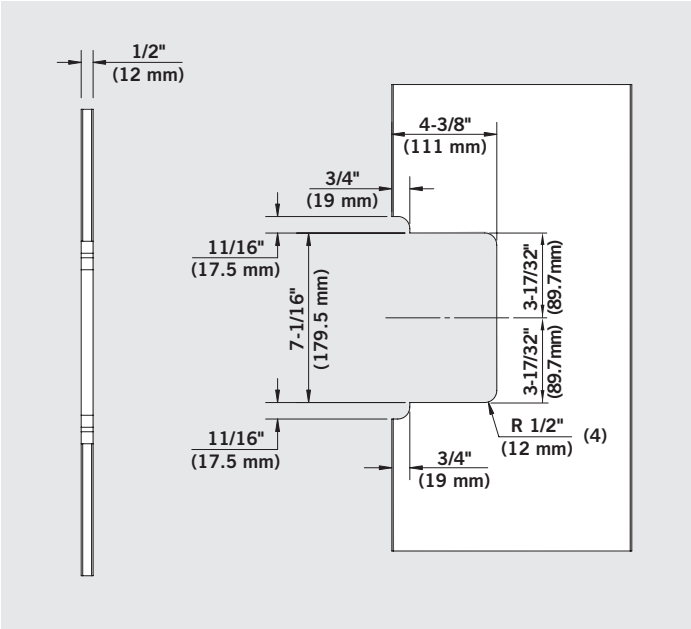
- Office Fronts
- Office Space
- Retail
- Hospitality



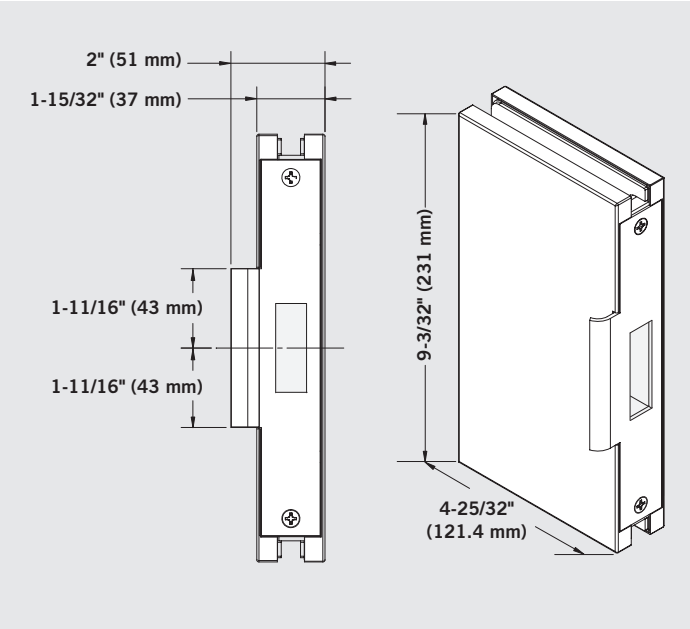
Center lock



Glass cutout



Strike case



© dormakaba 2026 Information on this sheet is intended for general use only. dormakaba reserves the right to alter designs and specifications without notice or obligation. All trademarks are the property of their respective owners.

Any questions? We would be happy to advise you.
Contact us at: 1-800-523-8483