

QCI200

Interconnect locks



Features

- **Durable and secure.** Construction features like cylindrical lock bodies, enhanced deadbolts, stainless steel cartridges between levers and deadbolts, and 1" deadbolt latches with hardened steel roller pins make QCI200 series interconnect locks more durable and attack resistant. Features like an ADA thumb turn keep QCI200 locks compliant with current building codes.
- **SmartKey™ technology.** The QCI200 series comes with an optional re-key system, allowing simple re-keying without changing or removing anything from the door.
- **Easy to retrofit.** Choose a SFIC option or keep existing small format cores and use them with QCI200 series products.
- **More options.** Add a lock/unlock deadbolt status indicator, and single locking or double locking options.
- **Simplified installation.** Compartmentalized packaging makes QCI200 locks easier to install, and tapered deadbolt latches make installation on even warped doors much simpler.
- **Short lead time.** Our QCI200 series interconnected locks are available for immediate shipment.

User-friendly, reliable security


QCI200 series interconnect locks provide single motion egress for standard-duty applications. When you need options for easy emergency exit, the QCI200 series offers a lower cost alternative to mortise locks, and includes features like an ADA thumb turn to ensure compliance with building codes. Unlike most interconnect locks, we designed our QCI200 lock with a cylindrical body for more robust performance and better security. Constructed with top-quality materials and enhanced security functions, QCI200 locks deliver easy-to-use security you can count on.

Constructed for premium performance and durability

Designed with tamper resistant features including cylindrical lock body, 1" deadbolt latch with hardened steel roller pin, and stainless steel cartridge—among other design elements that enhance security and durability—the QCI200 series gives you premium performance, long-term durability, and greater peace of mind.


Better warranties

With a lifetime mechanical, three-year finish, and one-year electrical warranty, the QCI200 series is backed by industry-leading guarantees.




QCI200 Standard duty interconnect lock specifications


Certifications	ANSI/BHMA A156.12 Series (1999)—Grade 2 ANSI A117.1 Accessibility Code (ADA compliant) UL/cUL listed (3 hour) for "A" label single door applications (4' by 8') UL10C/UBC 7-2 (1997) positive pressure rated UL10B pressure rated	
Product specifications	Exposed trim: wrought brass or bronze with cast zinc lever Door range: 1 3/8" (35mm) – 1 3/4" (44.5mm) Center-to-center: 4" Backset: 2 3/4" (70mm) square standard; 2 3/8" (60mm) available Strike: "T" strike 1 1/8" (29mm) x 2 3/4" (70mm) standard for lever; deadbolt strike 1 1/8" (32mm) x 2 3/4" (70mm) standard; other options available Door prep: 2 1/8" (54mm) diameter cross bore Latch bolt: keyed 1/2" (13mm) steel throw with auxiliary latch, passage 1/2" (13mm) spring latch Latch hole: 1" diameter edge bore Rose diameter: 2 1/2" (63mm) Inside escutcheon: 3" (82.5mm) x 8" (203mm) Optional exterior escutcheon: 3 1/4" (89mm) x 8" (203mm)	
Keying	6-pin non-IC brass cylinders 6- or 7-pin SFIC option available Two keys per lockset Keying options include: master keying, grand master keying, construction keying Keyway options include: BF-SFIC "F", SMT-SmartKey™, KW-Kwikset, WE-Weiser, SC-Schlage, GA-Yale, LA-Sargent, LC-Less Cylinder	
Functions	ANSI F95	QCI230: Single Locking Passage Lever
	ANSI F95	CI231: Single Locking Passage Lever SFIC
	ANSI F97	CI250: Double Locking Entry Lever
	ANSI F97	QCI251: Double Locking Entry Lever SFIC
		QCI285: Indicator Passage Lever
Finishes	605: Bright Brass, 613: Oil Rubbed Bronze, 619: Satin Nickel, 626: Satin Chrome	
Warranties	Lifetime mechanical, three-year finish (613 carries no finish warranty)	




605: Bright Brass



613: Oil-rubbed Bronze



619: Satin Nickel



626: Satin Chrome

© dormakaba 2025 Information on this sheet is intended for general use only. dormakaba reserves the right to alter designs and specifications without notice or obligation.

Any questions? We would be happy to advise you.
Contact us at: 1-800-523-8483