


Raccordement du verrouillage EM

F



Sélection tension



Caractéristiques techniques

Alimentation: 12 ou 24 V DC
+20% / -10%

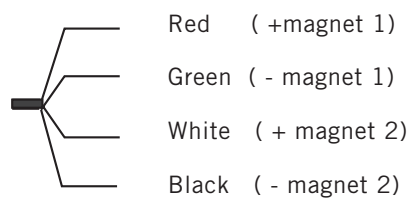
Consommation: 500 mA en 12 V DC
250 mA en 24 V DC



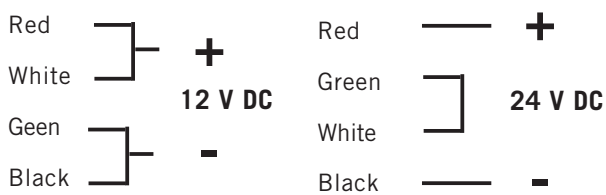
Circuits sensibles à l'électricité statique

Wiring details

GB



Voltage selection



Technical data

Power supply: 12 or 24 V DC
+20% / -10%

Current input: 500 mA with 12 V DC
250 mA with 24 V DC



Static sensitive devices