

A detailed view of the DORMA TS 77 door closer. The image shows the main body of the device, which is a rectangular metal block with a silver finish. A large, black, L-shaped handle is attached to the top. The handle has the DORMA logo embossed on its top surface. The main body has a circular adjustment knob on the front and two screws on the side. The background is a light gray gradient.

TS 77
—

Door Closer

THE ECONOMICAL SOLUTION FOR STANDARD DOORS

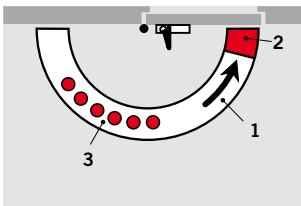
- Non-handed, suitable for standard, parallel arm and frame installation, one model to cover size EN 3 and EN 4.
- Fully controlled closing cycle.
- Surface finish for optimum corrosion protection.
- Available with rectangular clip-on cover (optional extra).

Data and features		TS 77	
Closing force	Size	EN 3	EN 4
Standard doors up to ¹⁾	≤ 950 mm	●	–
	≤ 1100 mm	–	●
External doors, opening outwards		–	–
Non-handed		●	●
Arm assembly type	Standard	●	●
	Slide channel	–	–
Closing force variable at adjustment screw		–	–
Closing speed variable by valve adjustment		●	●
Backcheck		–	–
Delayed action		–	–
Hold-open		○	○
Weight in kg		1.7	
Dimensions in mm	Length	180	
	Overall depth	65	
	Height	43	

● yes – no ○ optional

¹⁾ For applications involving particularly heavy doors and doors which have to close against wind resistance, we recommend the DORMA TS 83.

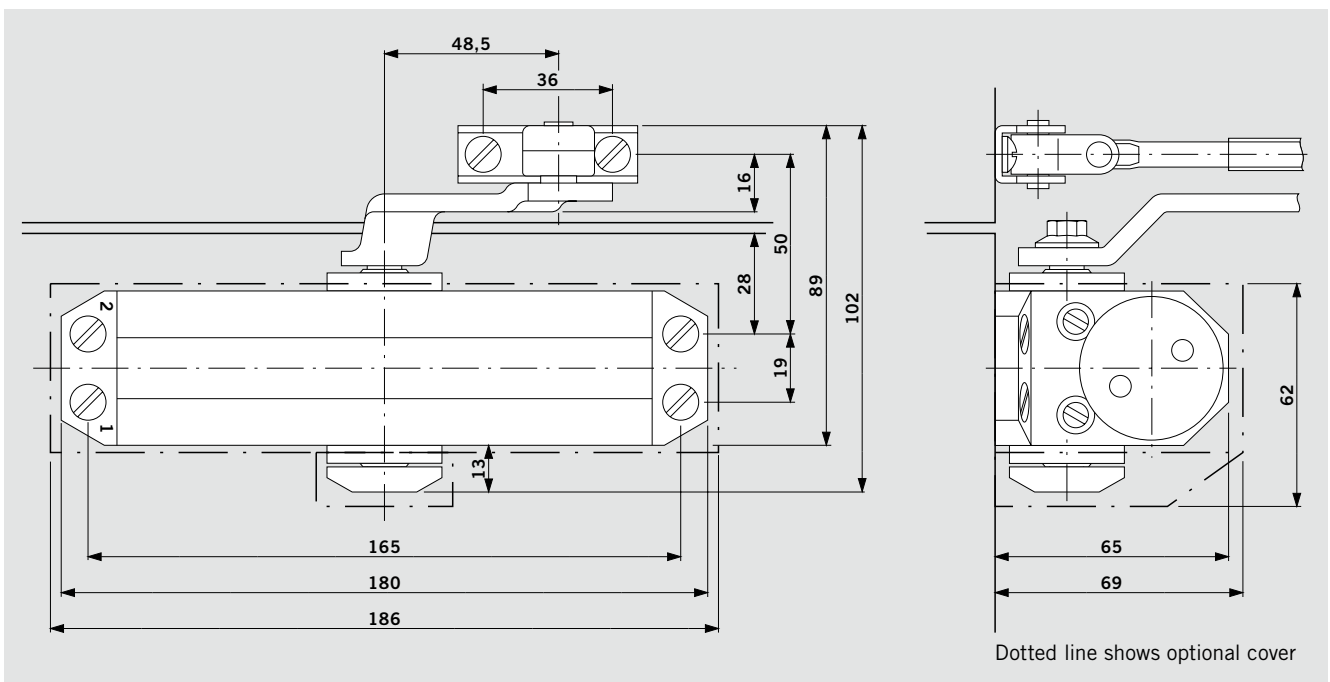
STANDARD AND OPTIONAL FUNCTIONS



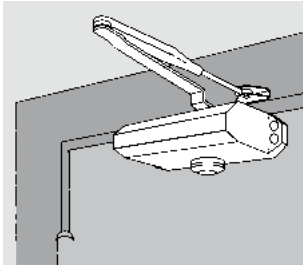
Example
left-hand (ISO 6) door,
pull side fixing

- 1 Fully controlled closing with speed adjustable between 180° or 120° and 20°
- 2 Adjustable latching action adjustable between 20° and 0°

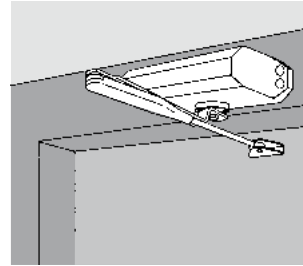
- 3 Hold-open range if equipped with hold-open arm (optional extra)



APPLICATIONS AND FIXING

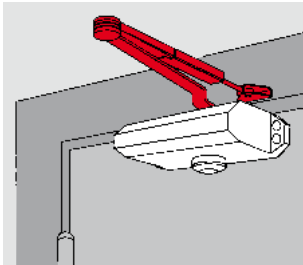


On the pull side
Door leaf fixing (standard)

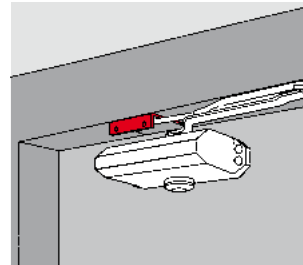


On the push side
Transom fixing (overhead installation)

ACCESSORIES



With hold-open arm assembly
for temporary door hold-open (optional extra)



Parallel arm
for parallel arm assembly (for installation dimensions, see fixing instructions)

SPECIFICATION TEXT

Rack-and-pinion door closer with hydraulically fully controlled closing cycle, non-handed, template adjustable for size EN 3 and EN 4.

Model

- Size EN 3
- Size EN 4
- With hold-open arm

Accessories _____

Closer Colour

- silver
- dark brown

Clip-on cover

- silver
- white
- gold

Make

DORMA TS 77



DORMA GmbH+Co. KG
DORMA Platz 1
58256 ENNEPITAL
GERMANY
Phone +49 2333 793-0
Fax +49 2333 793-4950
www.dorma.com