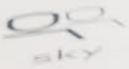




# Overview of access portfolio for online peripherals

central or local –  
combinable variety



sky



waltungsrat /  
board room



artezone /  
sitting area



garderob  
changing



# Each access and each building is different

**Glass doors, rotating doors, garage doors, sliding doors and many other accesses have different requirements. Even the design of the existing building infrastructure has an influence on how access components can be installed as easily and cost-effective as possible. With our versatile portfolio of access managers, door controls, readers and registration units, we offer solutions that are optimised for every situation.**

## **Safety and security**

The existing combination options ensure installations with the highest level of security for exteriors, with all security-critical elements in secured interiors, as well as within the building. Our readers are equipped with the highly-secure RFID technologies of LEGIC Advant and MIFARE DESFire with the dormakaba ARIOS security concept.

## **Installation**

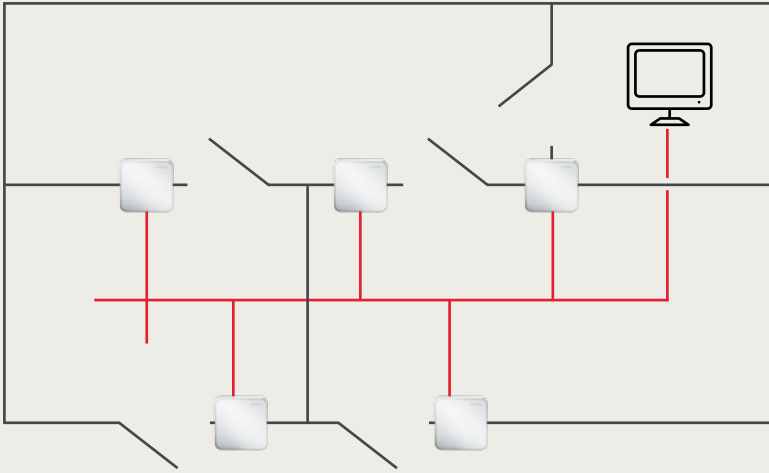
Do you need a solution for a newly planned building, is the access system being installed in an old building, or is a migration of an existing system required? Our selection of devices allows for the use of modern IT infrastructures or the re-use of existing wiring and is compatible with older dormakaba devices without making any changes to the existing wiring.

## **Equipped for the future – investment security**

Should your requirements change in the future, you can use the devices in other dormakaba access systems, too.

## **Design**


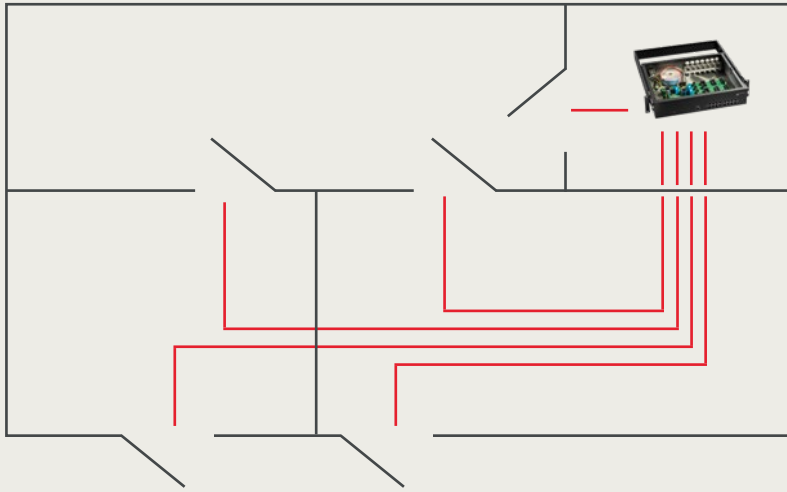
The access to your company is the first impression and at the same time the business card for your staff and external visitors. Therefore, the visible readers and registration units offer not only high security and easy installation but also an outstanding quality of design. The timeless, minimalist look and the clear design language of our readers convince customers all over the world as well as renowned design institutes.



## The right solution for every installation scenario – local access installation

**The access manager 92 30 is installed locally at each access point and therefore allows for a closer-to-door wiring of door control and readers. With the use of existing network infrastructure, no new wirings are required in the building.**

If the access manager is powered via PoE (Power over Ethernet), there is no need for an additional power supply or an electrician. This solution is primarily suitable for new installations in buildings with modern IT infrastructures. The advantage of this solution is a simple and quick installation.



## The right solution for every installation scenario – central access installation

**The access manager 92 90 is installed centrally in a building in a control room. Wirings for all readers and door controls are laid from each access point to the central access manager. This is the classic way of installation, which is used mainly in existing buildings.**

This solution is offered if a central wiring infrastructure is already available. This solution is also the best option if the access manager is to be installed in an IT cabinet for security or organisational reasons. The main advantage is the central execution of all maintenances at one location.



### **dormakaba access manager: for every requirement**

The dormakaba access managers meet all requirements of modern security concepts. The efficient access controls with their intelligent decision logics and free configurability control the access at simple access points or even those in complex, highly-sensitive company areas. Our various designs provide an optimised solution for each installation scenario.

# The dormakaba access manager at a glance

## **dormakaba access manager 92 00**

The dormakaba access manager 92 00 is a rail-mounted model. As a rail-mounted model, 92 00 offers flexible installation options. It can also be installed locally as a single device near an access point, in electrical cabinets or also centrally with extended input/output modules.



## **dormakaba access manager 92 30**

The dormakaba access manager 92 30 is optimised for single access points. The quick and simple installation at each door reduces the installation effort and the costs. Power can be provided entirely via PoE/PoE+, making additional power supplies unnecessary.



## **dormakaba access manager 92 90**

The dormakaba access manager 92 90 is a central, efficient control unit for complex access controls. The access manager is available as in-wall as well as IT rack design. It is especially suitable for building situations where a central wiring infrastructure is already available.



# Optimal access components for each situation



## **dormakaba registration units**

dormakaba registration units are generally detached from the control device (remote reader or access manager). The control device can be installed in a tamper-proof room; the registration unit is located directly at the door. Each installation location can have different constructions in appealing design. Encrypted communication between the registration units and the control unit offers a high degree of security.

The dormakaba registration unit 90 00 can be installed into individual or on-site housings or behind a variety of panels. The component fits into many European switch covers.

The dormakaba registration unit 90 01 stands out due to its compact form and elegant glossy finish. Therefore, it fits subtly and harmoniously into modern building structures. This registration unit moreover offers the Mobile Access function via BLE.

The dormakaba registration unit 90 02 with wear-free PIN keyboard for access points with increased security requirements can be used indoors or in protected outdoor areas. The PIN keyboard operation is supported by "Guide by Light".

The registration unit 90 03 is slim, small and suitable for direct installation on door frames and any kind of fittings.

The dormakaba registration unit 90 04 has a slim, compact form and can be mounted directly to metal, wood or PVC door frames. Water-proof and weather-resistant, the device is also well suited for outdoors.

## **dormakaba remote reader\***

The advantage of the remote reader is that the registration unit and the control device can be installed separately from each other. This means it is suitable for installations with the highest security level, with all security-critical elements in a secured interior. The reader 91 15 is designed for simple access points and the reader 91 25 for complex situations like door configurations with entries and exits.

## **dormakaba extension modules**

The extension modules 90 30 and 90 31 are used if more digital inputs or relay outputs are required by the access manager 92 00 than are available, e.g. for a lift control or for window monitoring. The installation is done by simply plugging it in at the access manager 92 00. Thanks to monitored inputs, the module 90 31 offers increased security.



# Suitable solution for each access point – combinable variety

## dormakaba compact reader

The dormakaba compact reader has integrated everything in one device. It is easy to install and has a compact design that fits into every building structure. It is especially well suited for access inside of a building. The compact readers 91 10 and 91 12 are optimised for wall mounting, the reader 91 04 for door frame mounting. The 91 04 and 91 12 with IP 66 are waterproof and weather-resistant and therefore well suited for outdoor use. Additionally, these two readers also offer the Mobile Access function via BLE.

## dormakaba biometric readers

The dormakaba biometric reader 91 50 guarantees unique, legally secure and convenient access control. It combines the reliable RFID and fingerprint ID procedures with a comfortable keyboard. The reader, with its high-quality biometric sensor, can be used for biometric identification as well as for verification.

With the new biometric reader 91 60 for facial recognition and body temperature measurement, dormakaba offers a secure, hygienic access solution for automated entrances and access points. It supports compliance with hygiene measures without the need for large numbers of personnel. In addition to measuring body temperature with the optional thermal infrared sensor, the device can also check whether people are wearing masks.


## Terminal 96 00 – functional type 91 20

As a compact reader with display, the dormakaba terminal 96 00 – functional type 91 20 is suitable for a wide range of uses. When connected to a dormakaba access manager (AC30), it can be easily and flexibly integrated in each access control system. Here, feedback is displayed on the touch display for the user.

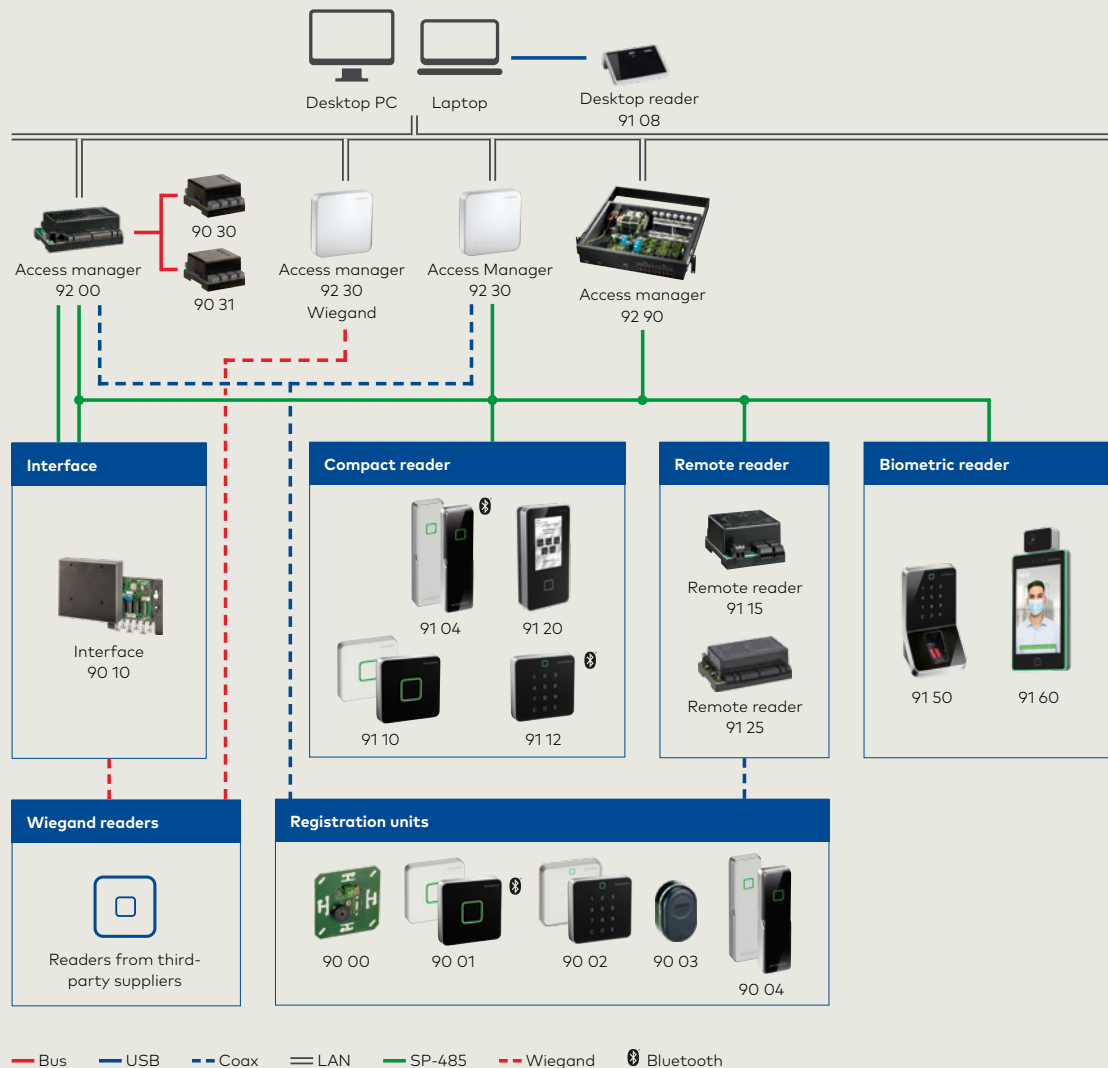
The dormakaba terminal 96 00 – functional type 91 20 as the successor to the B-Net 91 20 enables the support of AVISO routines and can thus be flexibly used, e.g. for:

- Arm/disarm switch for intruder detection systems
- Flexible permanent opening
- Lift control
- Randomised bag checks

**\*Remark: The effectively available scope of product functions depends in each case on the system context in which the product is used.**



# Overview of dormakaba access manager system topology



## Our commitment to sustainability

We promote sustainable development along our entire value chain, with our economic, ecological and social responsibility for future generations in view at all times.

Sustainability at product level is an important and future-orientated approach in the building industry. To give quantified data on the environmental effects of a product throughout its entire lifecycle, dormakaba provides Environmental Product Declaration (EPD) based on overall lifecycle assessments.

The complete EPD is available on [www.dormakaba.com](http://www.dormakaba.com) for download.

Currently, this is available only for our compact readers.

# Overview of services of the dormakaba access manager



Access manager  
92 00



Access manager  
92 30

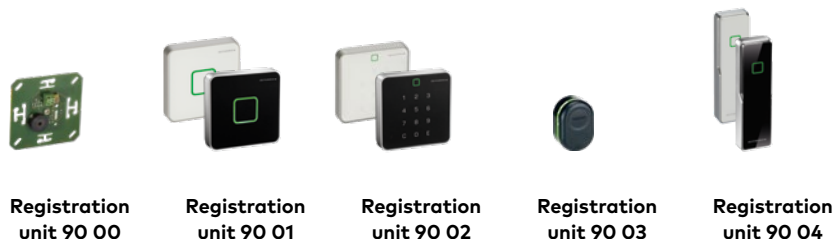


Access manager  
92 90

	Access manager 92 00	Access manager 92 30	Access manager 92 90
<b>reader</b>			
Integrated reader based on multi RFID device	2	2	–
Total number of possible readers per access manager	up to 15 KCP readers/ up to 16 subterminals	2	16
Mobile Access	●	●	●
<b>Interfaces</b>			
RS485 party line	●	●	●
RS232 for peripheral components	2	1	1
Coaxial connections for registration units	2	2	–
<b>Digital IOs</b>			
Number of inputs (monitored)	4 (4)	4 (4) + tamper switch	18 (16) + tamper switch
Number of relay outputs	3	3	16
<b>Hardware options</b>			
Upgradable with additional I/O modules	●	–	–
Passive RS485 interface	●	●	●
Active RS485 interface	–	–	●
<b>Software options</b>			
Memory option 2,000/8,000	●	●	●
Memory option 10,000/40,000	●	●	●
Memory option 50,000/100,000	●	●	●
Memory option 120,000	●	●	●
AVISO	●	●	●
CardLink/Access on Card	●	●	●
Data encryption	●	●	●
Number of readers	2/4/8	2	2/4/8/16
<b>Power supply</b>			
PoE	–	●	–
110/230 V AC	–	–	●
12/24 V DC	● (12/24 V)	● (24 V)	● (24 V)
<b>Design/installation</b>			
	Top hat rail installation	Surface-mounted housing for installation indoors	Wall-mounted housing, rack-mounted housing (19")
<b>Certifications</b>			
UL 294 approval	●	●	●
CE	●	●	●
FCC	●	●	●
UL 60950	●	●	●

You will find further details and order information in the relevant dormakaba catalogues or system descriptions. The effectively available scope of product functions depends in each case on the system context in which the product is used. The diagram shows the maximum available scope of services.

# Overview of services of the dormakaba registration units



	Registration unit 90 00	Registration unit 90 01	Registration unit 90 02	Registration unit 90 03	Registration unit 90 04
<b>reader</b>					
PIN keyboard	-	-	●	-	-
MRD	●	●	●	●	●
NFC	●	●	●	●	●
BLE	-	●	-	-	-
<b>Interfaces</b>					
Coaxial connection	●	●	●	●	●
<b>Design/installation</b>					
Surface-mounted cable feed	-	●	●	-	●
Flush-mounted cable feed	●	●	●	●	●
Door frame installation	-	-	-	●	●
IP class of protection	IP20	IP40/IP54	IP40/IP54	IP40/IP54	IP66
<b>Certifications</b>					
CE	●	●	●	●	●
FCC	●	●	●	●	●
UL 60950	●	●	●	●	●

Weitergehende Details und Bestellungen finden Sie in den entsprechenden dormakaba Katalogen oder Systembeschreibungen.

# Overview of services of the dormakaba readers



reader	Compact reader 91 04	Compact reader 91 10	Compact reader 91 12	Remote reader 91 15	Remote reader 91 25	Terminal 96 00 – functional type 91 20
<b>MRD (Multi RFID device)</b>	●	●	●	●	●	●
Mobile Access (NFC)	●	●	●	●	●	●
Mobile Access (BLE)	●	–	●	–	–	–
<b>Interfaces</b>						
RS-485	●	●	●	●	●	–
Coaxial connection for registration unit	–	–	–	1	2	–
Ethernet	–	–	–	–	–	●
<b>Digital IOs</b>						
Number of inputs	2	2	2	2	4	4 <sup>1</sup>
Number of relay outputs	1	One	One	1	3	2 <sup>1</sup>
Input for tamper switch	–	–	1	–	1	1
<b>Power supply</b>						
10–34 V DC	●	●	●	●	●	–
Power over Ethernet (PoE)	–	–	–	–	–	●
<b>Design/installation</b>						
Surface-mounted cable feed	●	●	●	–	–	●
Flush-mounted cable feed	●	●	●	–	–	●
Top hat rail mounting	–	–	–	●	●	–
IP class of protection	IP54/66	IP40/54	IP66	IP20	IP20	IP30/54/65
<b>Certifications</b>						
CE	●	●	●	●	●	●
FCC	●	●	●	●	●	●
UL 60950	●	●	●	●	●	–
UL 294	●	●	●	–	–	–
UL 62368-1	–	–	–	–	–	●

<sup>1</sup> only in connection with the options for the add-on I/O or the removed I/Os for the 9600-K6

You will find further details and order information in the relevant dormakaba catalogues or system descriptions. The effectively available scope of product functions depends in each case on the system context in which the product is used. The diagram shows the maximum available scope of services.

# The different access and media solutions at a glance

## You can freely choose

Whether ID card, chip, smart key or key fob: You open all your doors. The access media is based on the RFID chip technology. With the integration into the dormakaba system, they get a special encryption from dormakaba and therefore enable secure and controlled access. In case of loss, the authorizations can be easily deleted, and new access media can be programmed and reissued just as easily.



## Wireless access control

Thanks to the dormakaba wireless components, you can easily integrate electronic lock components wirelessly into your system. This has an advantage, for instance, in historical buildings or glass doors, where wiring is not possible. The on-site configuration is not omitted, as the programming is done centrally by access management. Permissions can thus be changed faster, and system statuses can be easily requested.



## Biometric access control

With its easy handling, high user acceptance and highest data protection, the biometric access control is very convincing. There is no scope for security risks due to lost or RFID cards. And it goes without saying that it is highly cost-efficient.



## Mobile Access


Use your smartphone to gain access to buildings. Send digital keys to multiple smartphones. You'll never have to worry about lost keys again. Especially convenient: you no longer have to be on site to hand over keys. You can control who has access to your building and for how long.



The effectively available scope of product functions depends in each case on the system context in which the product is used.


# Further solutions for comprehensive requirements

Apart from the dormakaba access controls, we offer a variety of solutions for more security and transparent processes such as mechanical locking systems or physical access systems



Mechanical Key Systems

as well as products for time recording. If you are interested, we will be happy to advise you.



Comprehensive access management systems



Time recording systems



Physical access systems



**Door  
Hardware**



**Electronic  
Access & Data**



**Mechanical  
Key Systems**



**Lodging Systems**



**Entrance  
Systems**



**Interior Glass  
Systems**



**Safe Locks**



**Service**

**dormakaba**  
**International Holding AG**  
Hofwisenstrasse 24  
CH-8153 Rümlang  
T +41 44 818 90 11  
info@dormakaba.com  
www.dormakaba.com