

INSTALLATION



39043 EMERGENCY PULL STATION

Switches

Instructions

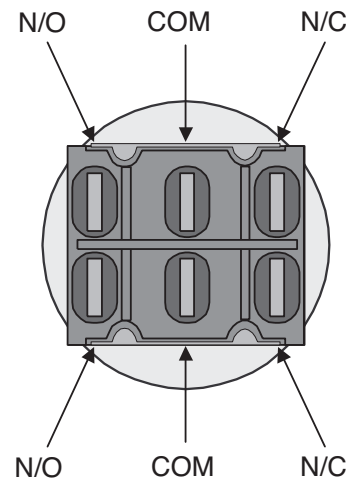
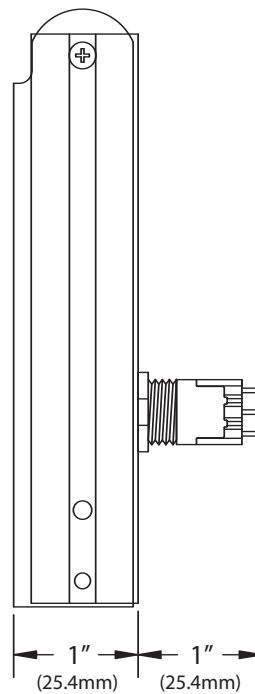
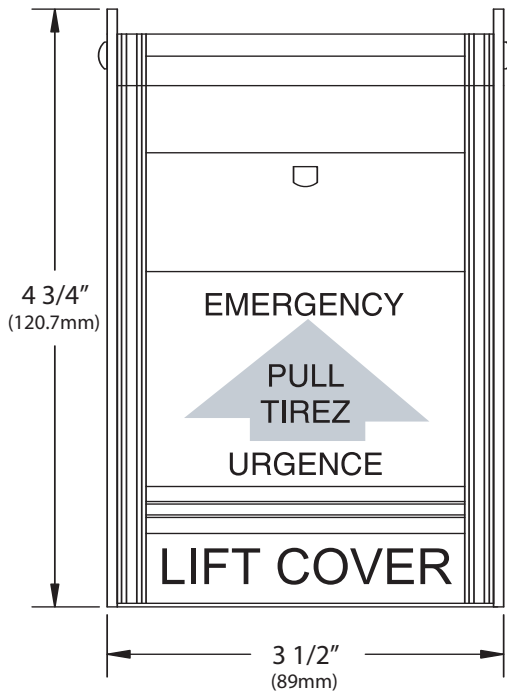
1. Clear lexan cover lifts easily to allow paddle to pull forward and release electric locking device.
2. Available in English/French or Spanish.
3. Mounts over standard surface or mortise electrical utility boxes (supplied by others).

Station in the closed position:

Pins 1 and 4 N/O

Pins 3 and 6 N/C

Pins 2 and 5 C



NOTE: This is a momentary switch that is held in the depressed position

Description	Switch Mode	Switch Configuration	Switch Rating	Standard Finish
39043 Pull Station	Maintained Action	DPDT	6A @ 125VAC	Blue/Yellow

NOTE: Specifications are subject to change without notice.