

Jamb push plates

Automatic swinging doors



Features & benefits


- 1/16" thick stainless steel for maximum durability.
- Concealed fasteners to minimize vandalism.
- Complete kits available including plates, mounting boxes, and optional wireless devices for ease of ordering.
- Available with text "Push to Open" and International Symbol of Access (ISA) icon or with ISA icon only.
- Compatible with both surface and flush mount boxes.

Description

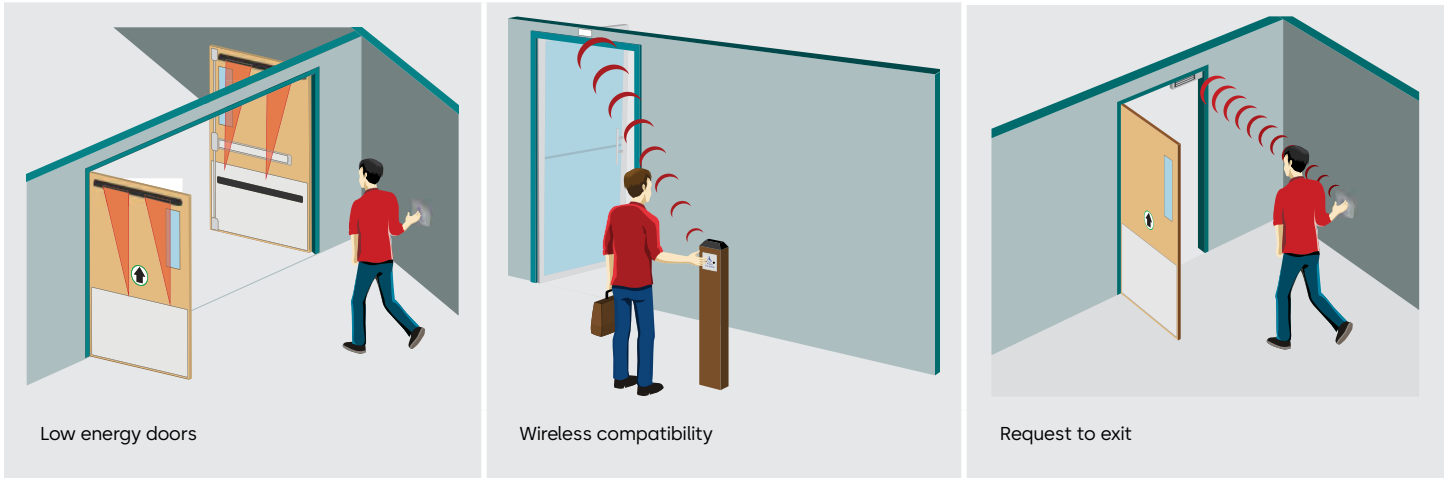
Jamb push plates improve overall door access and seamlessly integrate with automatic door operator activation. ADA compliant push plates are available in two graphic options.

Jamb push plates are a low profile alternative to regular size plates and can be mounted in areas with limited space available, such as on guide rails.

Jamb push plates



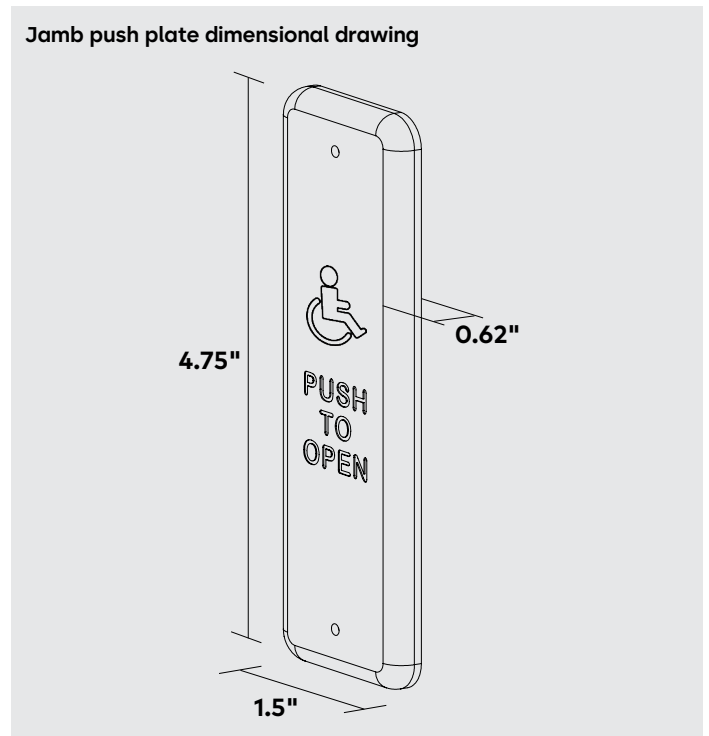
Applications



Technical specifications

Faceplate material	16 gauge, 304 2B Stainless Steel
Backplate material	1/8" thick, Aluminum
Mounting screws	Stainless Steel, 6-32 x 1" & 8-32 x 1" Allen head size: 5/64"
Cherry switch	Single-pole, 15 A, COM / NO / NC, UL Recognized
Compatible wireless frequencies	900, 433, or 300 MHz
Faceplate dimensions	1.5" (W) x 4.75" (H) x 0.62" (D)

Jamb push plate dimensional drawing



© dormakaba 2024 Information on this sheet is intended for general use only. dormakaba reserves the right to alter designs and specifications without notice or obligation.

Any questions? We would be happy to advise you.

Contact us at: 1-800-265-6630