

# ADA square push plates (4.75")

## Automatic swinging doors



### Features & benefits

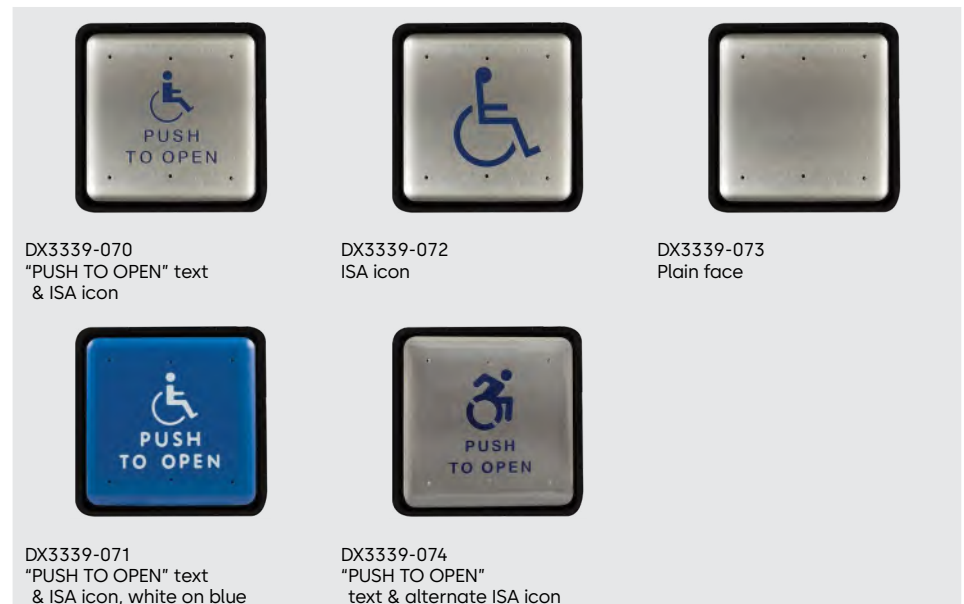
- 1/16" thick stainless steel for maximum durability.
- Concealed fasteners to minimize vandalism.
- Complete kits available including plates, mounting boxes, and optional wireless devices for ease of ordering.
- Various text, graphic, and ISA icon options available.
- Compatible with both surface and flush mount boxes.

### Description

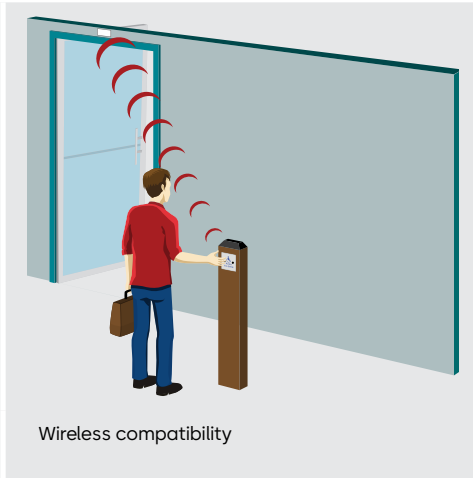
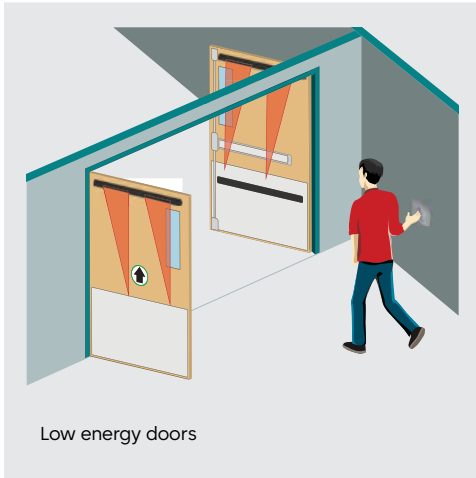
ADA square push plates improve overall door access, enhance accessibility, and seamlessly integrate with automatic door operator activation. Our ADA compliant push plates are available in a variety of design options, including an alternate International Symbol of Access (ISA) icon.

ADA push plates may be hard-wired to the door operator or connected to dormakaba wireless transmitters.

### 4.75 square push plates



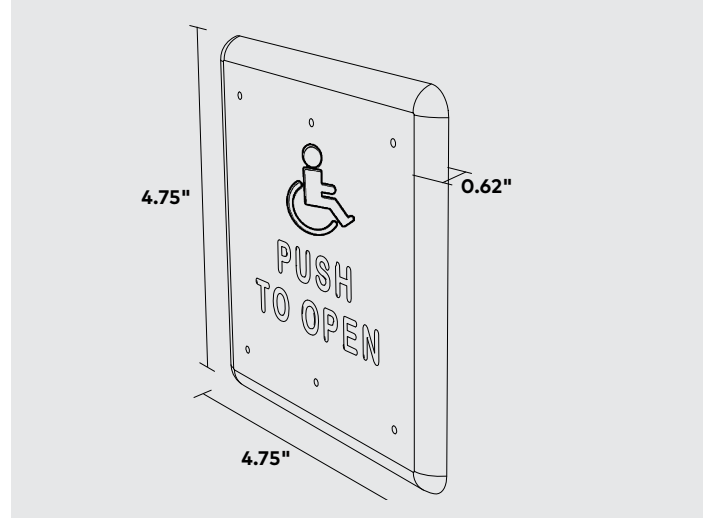
## Applications



## Technical specifications

Faceplate material	16 gauge, 304 2B Stainless Steel
Backplate material	1/8" thick, Aluminum
Mounting screws	Stainless Steel, 6-32 x 1" & 8-32 x 1" Allen head size: 5/64"
Cherry switch	Single-pole, 15 A, COM / NO / NC, UL Recognized
Compatible wireless frequencies	900, 433, or 300 MHz

## ADA square push plate dimensional drawing (4.75")



© dormakaba 2024 Information on this sheet is intended for general use only. dormakaba reserves the right to alter designs and specifications without notice or obligation.

**Any questions? We would be happy to advise you.**

Contact us at: 1-800-265-6630