

# HYGIENEO™ Series ICU Doors



# Sliding Break-out ICU Doors

dormakaba offers a complete line of ICU manual sliding doors for special care facilities such as hospitals and surgical centers. The dormakaba HYGIENEO™ series ICU allows for continuous observation of patients, while allowing quick and easy access during emergency conditions.

All dormakaba HYGIENEO™ ICU Systems are capable of emergency egress when required. Emergency release hardware allows for the doors to swing out in the direction of egress when pushed.

dormakaba HYGIENEO™ ICU doors are available in a wide range of sizes, configurations. A trackless guide system allows for smooth operation.

<b>System Features</b>	
Panel profile dimensions, mm	45 x 54
Glazing Type	SG / DGU
Glass Thickness	10mm up to 28mm
Max. Structural width	2 Panel System – 2100mm 3 Panel System – 3150mm
Max. System height	2690mm (SC) 2670mm (NSC)
Max. Panel Width	1090mm
Max. Panel Weight	Sliding Panel - 75KG Swing Panel - 150KG
Sliding System Options	Self-closing Manual Sliding System (SC) Manual Sliding System (NSC)
Dormotion / Soft Closing & Opening (Anti Slam)	SC - O NSC - <b>[N/A]</b>
<b>Door Type</b>	
Framed Swing door	●
Framed Sliding door	●
No of Panels	2/3
<b>Integration</b>	
TS73/TS92 Door Closer for swing door	O
Manual Hook Lock	●
Manual Flush Bolt	●
Offset Pull Handle	●
Glass panels integrated with sliding shaft blinds system	O
Silicon rubber seal	●
Sweep action seal	●
<b>Profile Specification</b>	
Profile Material	Aluminum alloy 6060 T6 (AlMgSi)
Antimicrobial coating – Profiles/seals	● (*other finishes available on request)
Profile Finish	Jotun G Endure D87 RAL9010 SMO (Anti-bacterial) *other finishes available on request
<b>Testing Standards</b>	
Profile's Mechanical properties	EN755-2
Profile's Chemical composition	EN573-3
Air leakage	ANSI/UL 1784-2004
Cycle Tests for Sliding System	100,000 according to EN1527

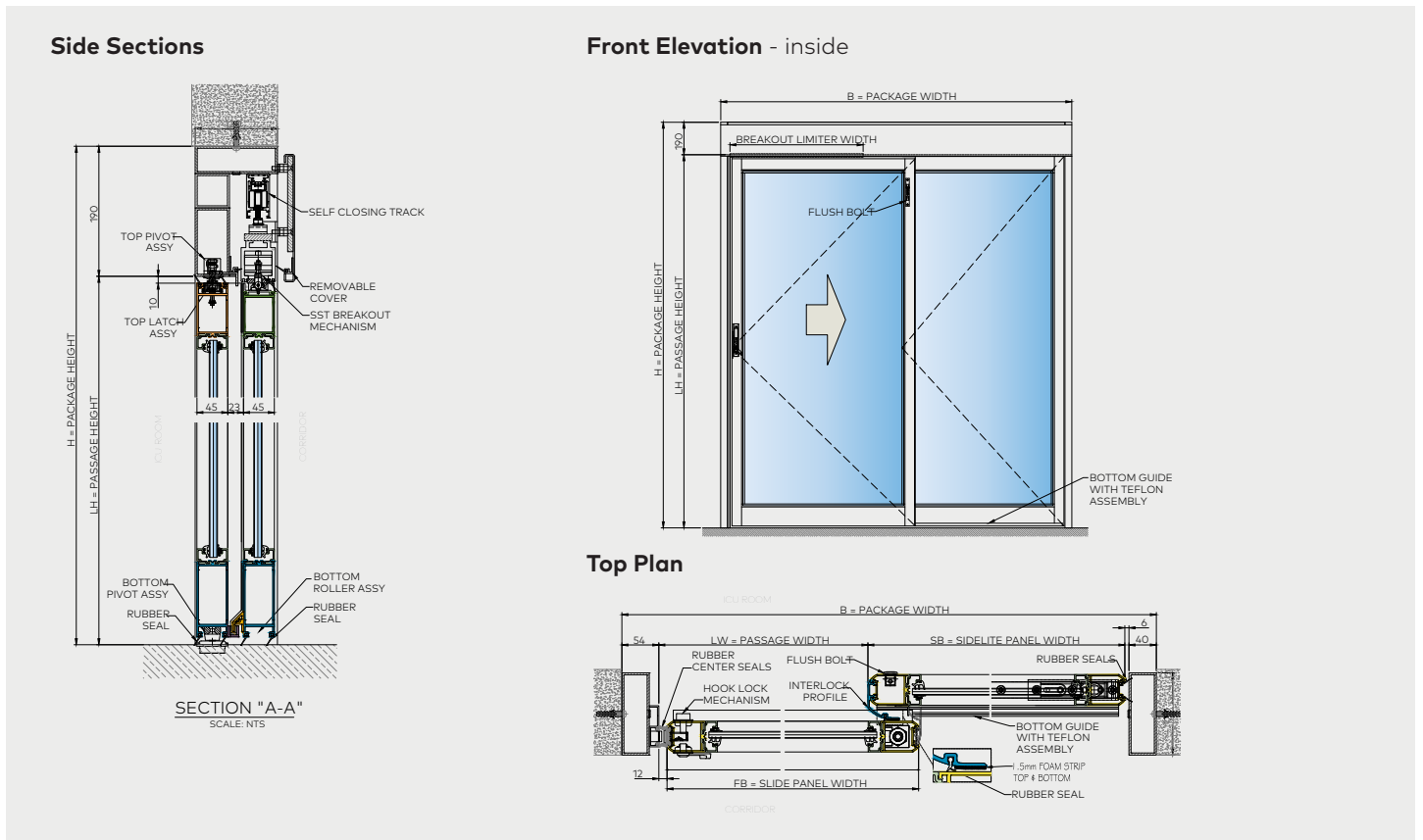
● - Standard

O - Optional

**[N/A]** - Not Applicable

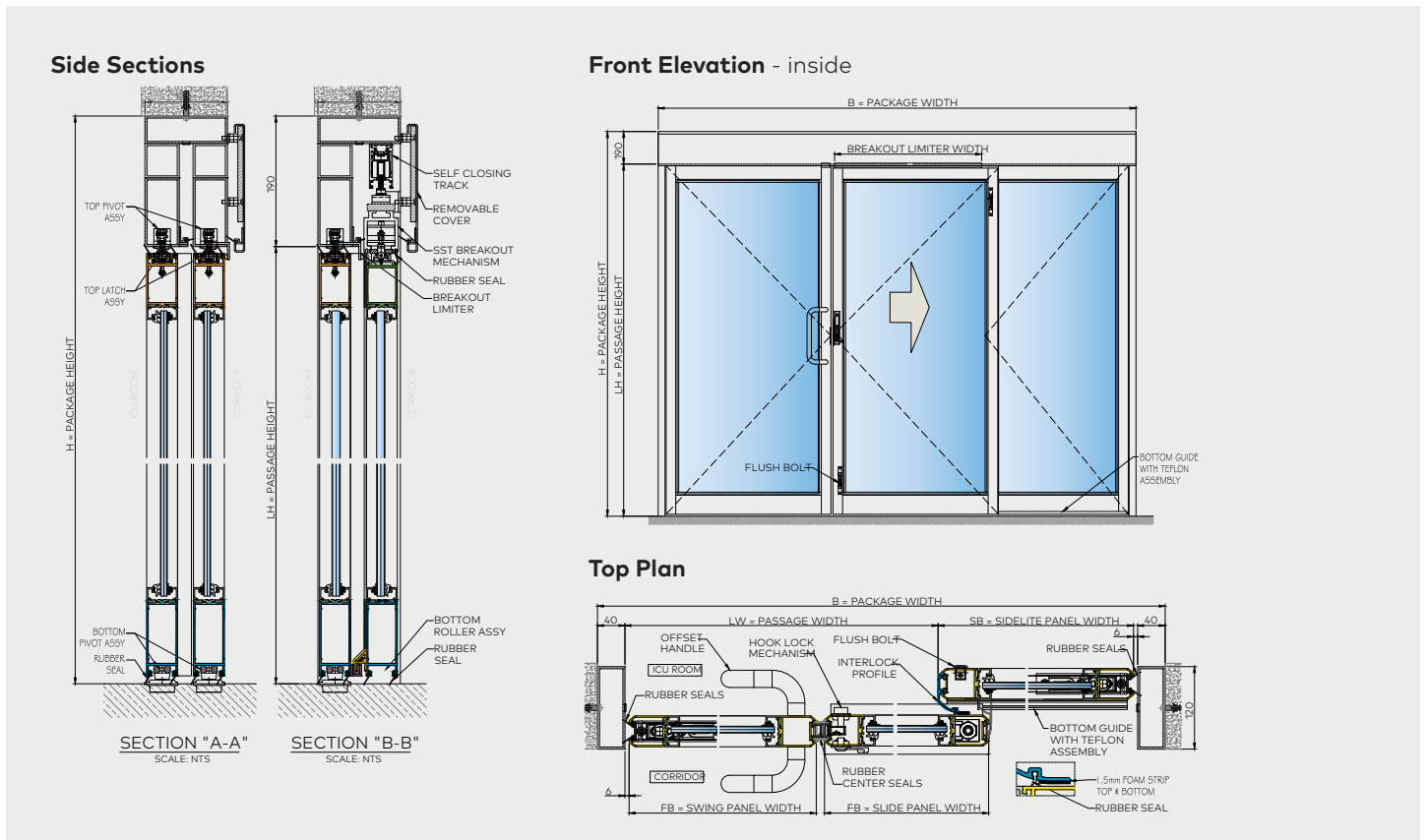
## ICU SC 1SL1SW

2 Panel Manual Door with self-closing track: 1 sliding panel and 1 swing panel



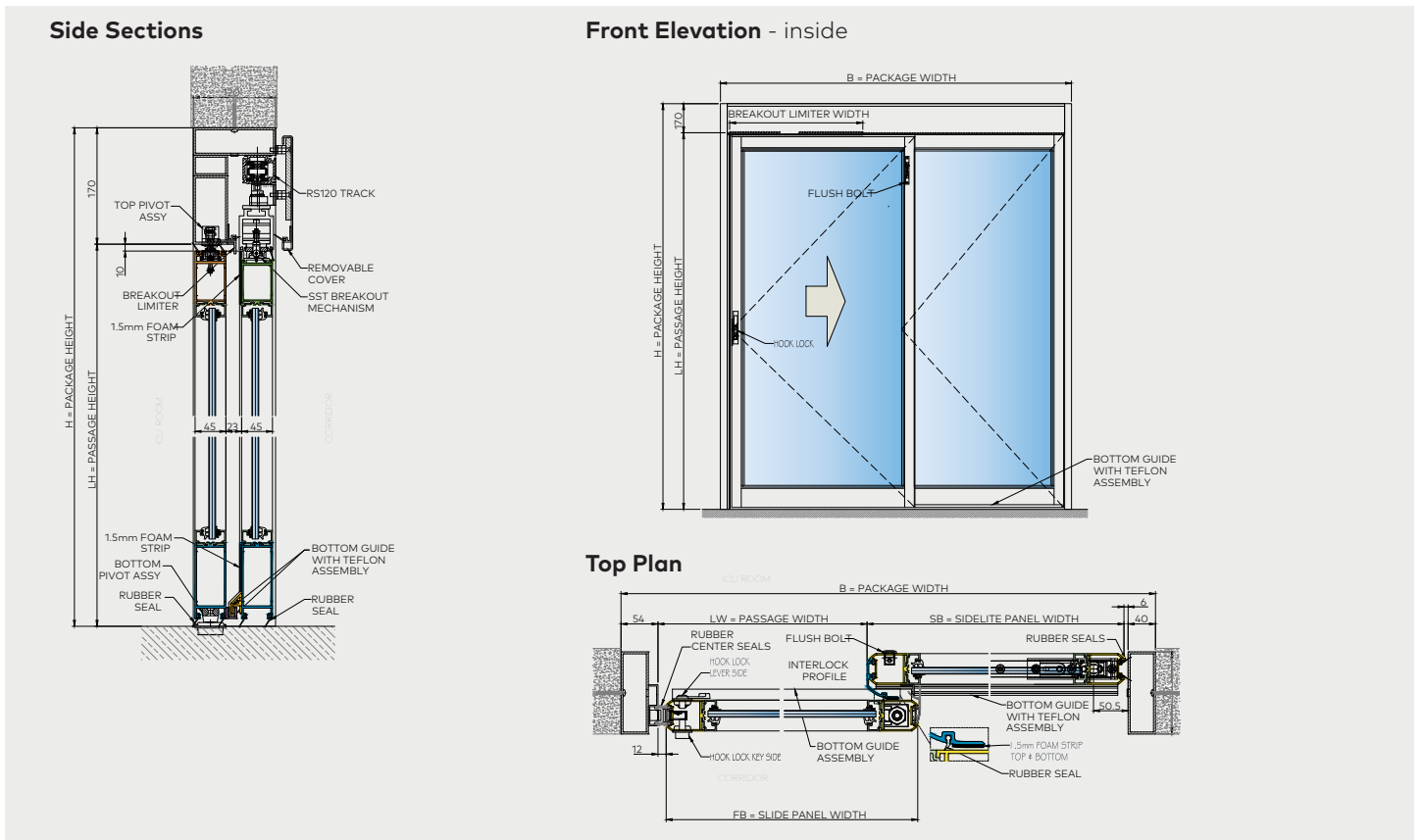
## ICU SC 1SL2SW

3 Panel Manual Door with self-closing track: 1 sliding panel & 2 swing panels



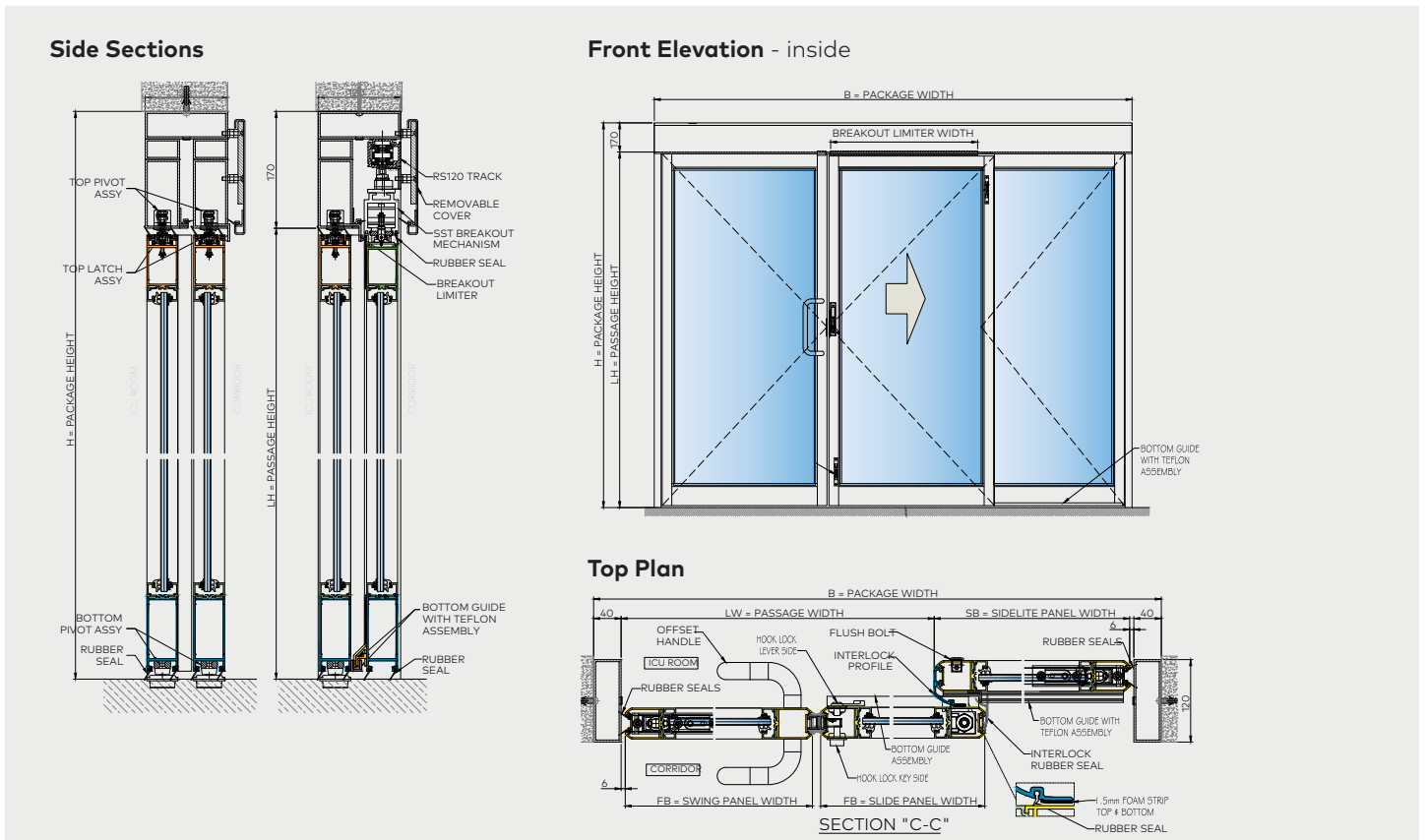
## ICU NSC 1SL1SW

2 Panel Manual Door with RS120 manual track: 1 sliding panel & 1 swing panel



## ICU NSC 1SL2SW

3 Panel Manual Door with RS120 manual track: 1 sliding panel & 2 swing panels





[www.dormakaba.com/MEA](http://www.dormakaba.com/MEA)

## Contact

dormakaba  
Middle East & Africa

[www.dormakaba.com/MEA](http://www.dormakaba.com/MEA)

UAE: +971 4 8020 400

KSA  
Riyadh/Dammam:  
+966 11 464 9586

Jeddah: +966 12 606 8177

Kuwait: +965 96627451

Qatar: +974 400 70444

For Sub-Sahara Africa unit:

[www.dormakaba.com/za-en](http://www.dormakaba.com/za-en)

South Africa: +27 11 510 1500