



## justo SLIDE

Manual Sliding Door Systems  
for Residential and Hotels

SL50 - 50 kg  
SL80 - 80 kg  
SL120 - 120 kg  
SL160 - 160 kg  
SL250 - 250 kg  
dormotion,  
telescopic, synchro,  
self-closing,  
wardrobe.

---

# Contents

---

## **justo SLIDE SL50 1**

- T Side Assembly Bracket **2**
- T Front Assembly Bracket **3**
- T Mortise Bracket with Locking Device **4**
- T L Bracket 150mm for Rollers without Dormotion **5**
- T L Bracket 100mm for Rollers with 50kg/80kg Dormotion **5**
- T Concealed Bracket for Minimal Gap **6**
- G F1 Front Open Clamp **7**
- No Pelmet Cover Tracks **8**
- Pelmet Cover Ready Tracks **8**
- Sliding Door Sets **8**
- Reinforced Dormotions **8**
- Advance Dormotions **9**
- \*NEW\* UltraCompact Dormotions **9**
- Door Brackets **9**
- Floor Guiders **10**
- Other Accessories **10**
- Seaside Installation **11**
- Wardrobe Installation **11**

## **justo SLIDE SL80 12**

- T Side Assembly Bracket **13**
- T Front Assembly Bracket **14**
- T Mortise Bracket with Locking Device **15**
- TL Bracket 150mm for Rollers without Dormotion **16**
- TL Bracket 100mm for Rollers with 50kg/80kg Dormotion **16**
- T Concealed Bracket for Minimal Gap **17**
- G F1 Front Open Clamp for Rollers without Dormotion **18**
- G F2 Front Open Clamp for Rollers with 50kg/80kg Dormotion **18**
- No Pelmet Cover Ready Tracks **19**
- Pelmet Cover Ready Tracks **19**
- Sliding Door Sets **19**
- Reinforced Dormotions **19**
- Advance Dormotions **20**
- \*NEW\* UltraCompact Dormotion **20**
- Door Brackets **20**
- Floor Guiders **21**
- Other Accessories **21**
- Self-Closer Accessory **22**
- Seaside Installation **23**
- Wardrobe Installation **23**
- Synchro (1+1) **24**
- Synchro (2+2) **26**
- Synchro Corner (1+1) **28**
- Synchro Corner (2+2) **30**
- Telescopic (0+2) **32**
- Telescopic (0+3) **34**
- Telescopic (0+4) **36**
- Telescopic Dual (0+4) **38**

## **justo SLIDE SL120 40**

- T Side Assembly Bracket **41**
- T Front Assembly Bracket **42**
- T Mortise Bracket with Locking Device **43**
- T L Bracket 150mm for Rollers without Dormotion **44**
- T L Bracket 284mm for Rollers with 120kg Dormotion **44**
- T Concealed Bracket for Minimal Gap **45**
- G F2 Front Open Clamp **46**
- No Pelmet Cover Ready Tracks **47**
- Pelmet Cover Ready Tracks **47**
- Sliding Door Sets **47**
- Reinforced Dormotions **47**
- Door Brackets **48**
- Floor Guiders **48**
- Other Accessories **49**
- Self-Closer Accessory **49**
- Seaside Installation **50**
- Wardrobe Installation **50**
- Synchro (1+1) **51**
- Synchro (2+2) **53**
- Synchro Corner (1+1) **55**
- Synchro Corner (2+2) **57**
- Telescopic (0+2) **59**
- Telescopic (0+3) **61**
- Telescopic (0+4) **63**

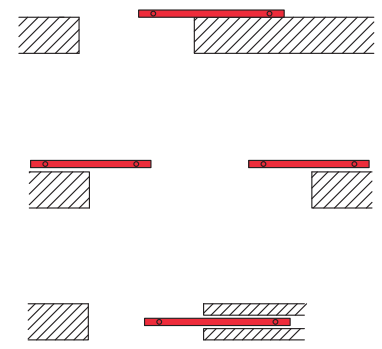
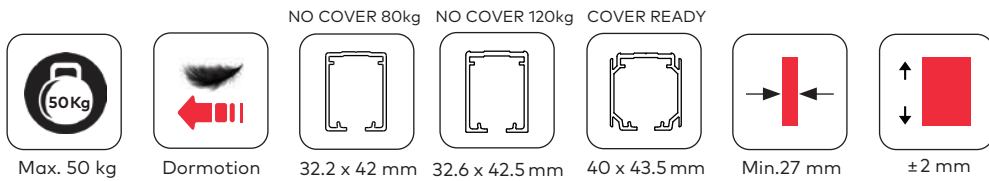
## **justo SLIDE SL160 65**

- T Side Assembly Bracket **66**
- T Concealed Bracket for Minimal Gap **67**
- G F3 Front Open Clamp **68**
- No Pelmet Cover Tracks **69**
- Pelmet Cover Ready Tracks **69**
- Sliding Door Sets **69**
- Door Brackets **69**
- Floor Guiders **70**
- Other Accessories **70**
- Synchro (1+1) **71**
- Synchro (2+2) **73**
- Synchro Corner (1+1) **75**
- Telescopic (0+2) **77**
- Telescopic (0+3) **79**

## **justo SLIDE SL250 81**

- T Side Assembly Bracket **82**
- T Concealed Bracket for Minimal Gap **83**
- G F4 Front Open Clamp **84**
- Pelmet Cover Ready Track **85**
- Sliding Door Sets **85**
- Door Brackets **85**
- Floor Guiders **86**
- Other Accessories **86**
- Synchro (1+1) **87**

# justo SLIDE SL50



## COMPLETE SLIDING SETS FOR TIMBER AND GLASS DOORS UP TO 50KG



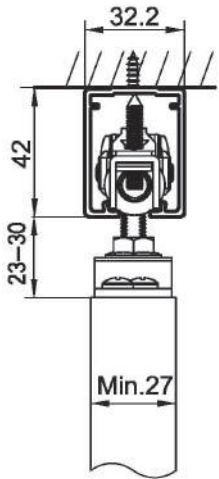
- ▶ Silent-running rollers with POM wheels highly resistant to abrasion.
- ▶ Silent block embedded in the roller for absorbing the irregularities of the profile.
- ▶ Min. door thickness: 27 mm
- ▶ Height adjustment: ± 3 mm
- ▶ Installation options and accessories:
  - Track with and without pelmet cover
  - Single and double dormotion
  - Side assembly standard brackets
  - Front assembly brackets
  - Mortise brackets with locking device for convenient and super fast installation on-site
  - L brackets for convenient and fast installation on-site
  - Concealed brackets for minimal gap between track and door
  - Clamps for frameless glass doors with front opening for easy and quick installation
  - Wheel floor guiders in plastic or zinc alloy body
  - Wall brackets for installation on wall

# Technical Drawings


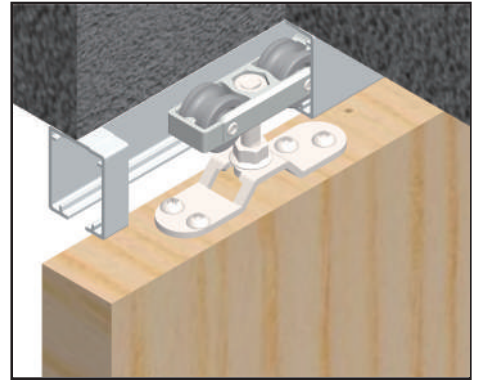
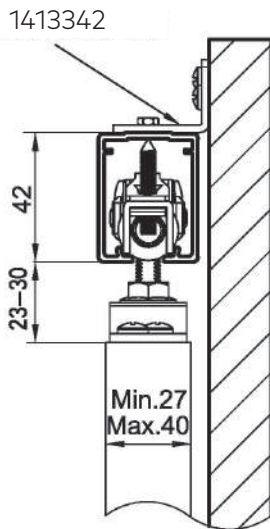
## justo SLIDE SL50 T Side Assembly Bracket (1413318)

### No pelmet cover track (1413300 / 01 / 02 / 03)

Ceiling installation

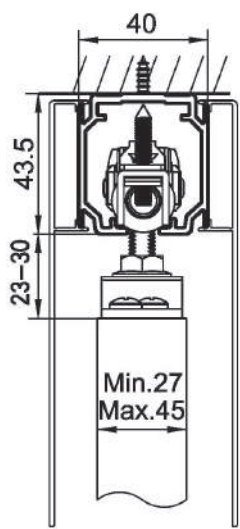


Wall installation

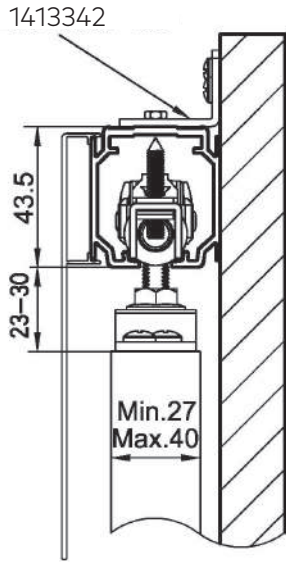


### Pelmet cover ready tracks (1413372 / 73 / 74 / 75)

Ceiling installation

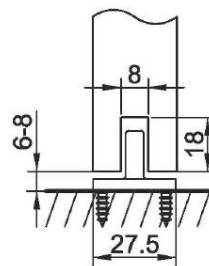


Wall installation

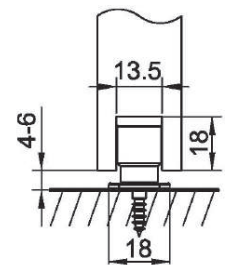


### Floor guiders

ABS floor guider (1413320)



SS floor guider with wheel (1413332)

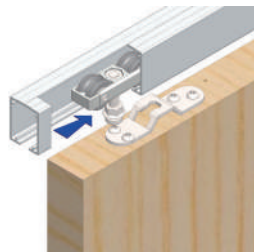


### Installation steps

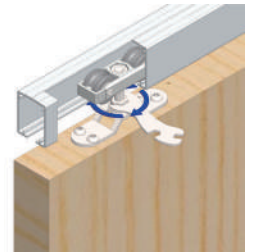
①



②



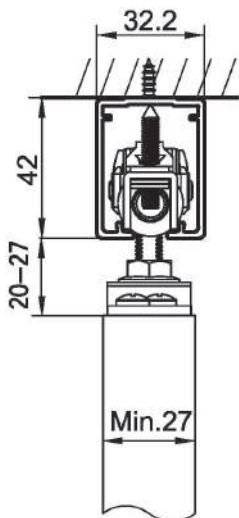
③



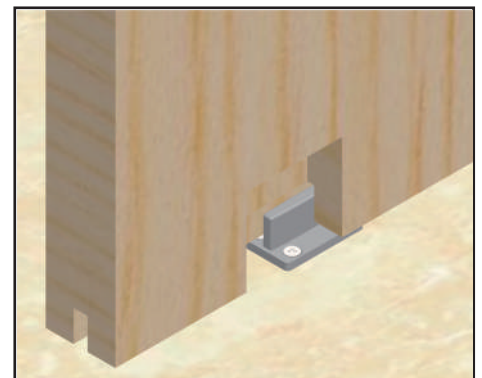
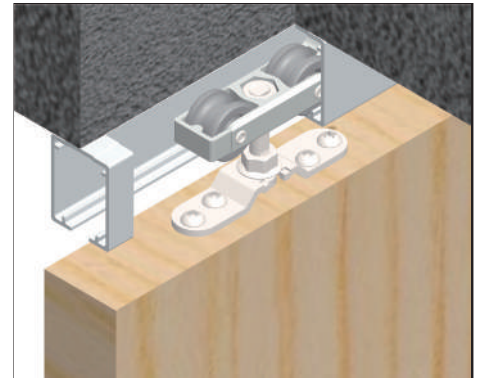
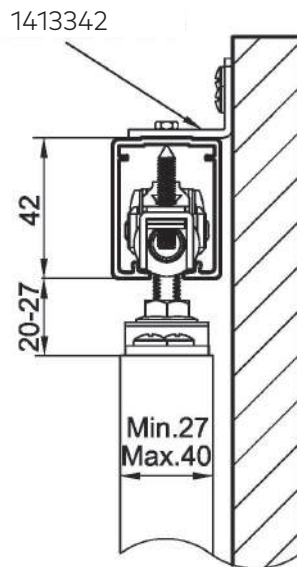
# justo SLIDE SL50 T Front Assembly Bracket (1413326)

## No pelmet cover track (1413300 / 01 / 02 / 03)

Ceiling installation

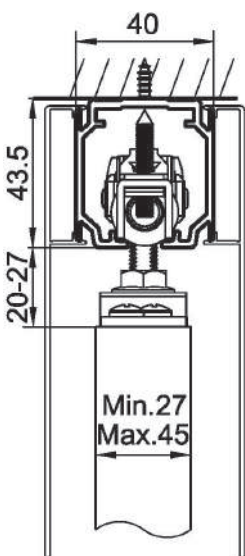


Wall installation

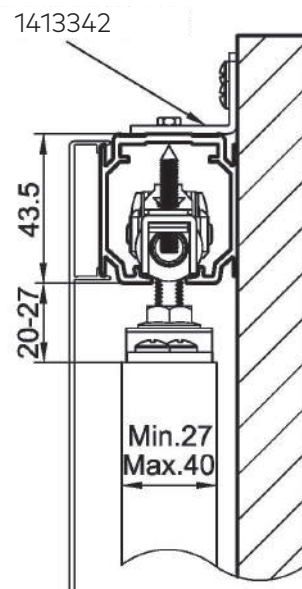


## Pelmet cover ready tracks

Ceiling installation

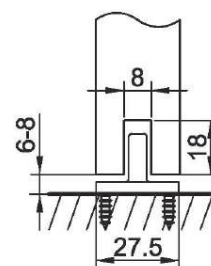


Wall installation

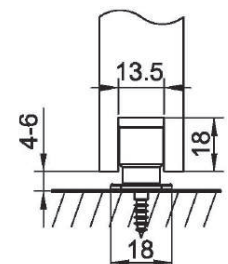


## Floor guiders

ABS floor guider (1413320)



SS floor guider with wheel (1413332)

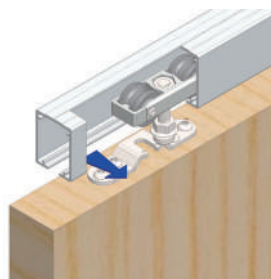


## Installation steps

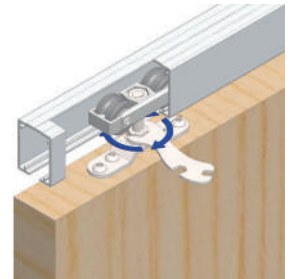
①



②



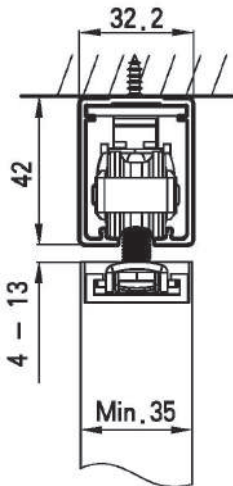
③



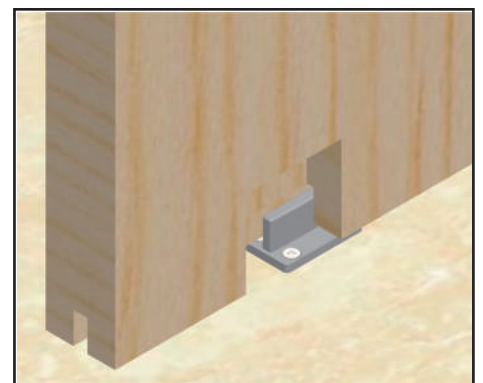
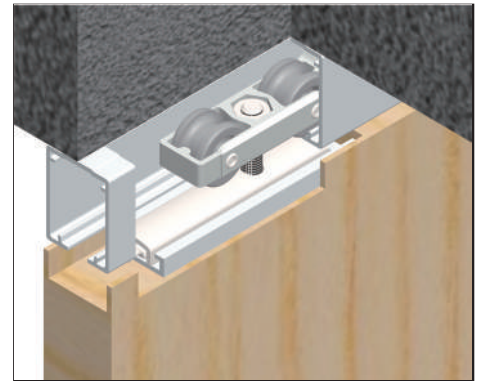
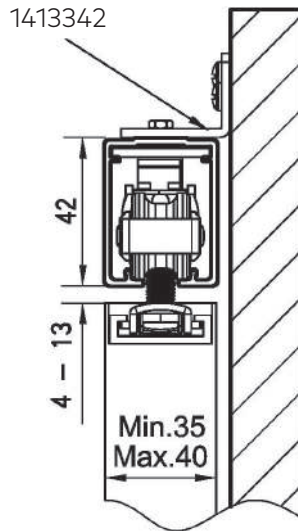
# justo SLIDE SL50 T Mortise Bracket with Locking Device (1413327)

## No pelmet cover track (1413300 / 01 / 02 / 03)

Ceiling installation

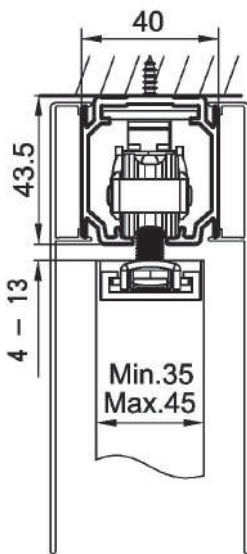


Wall installation

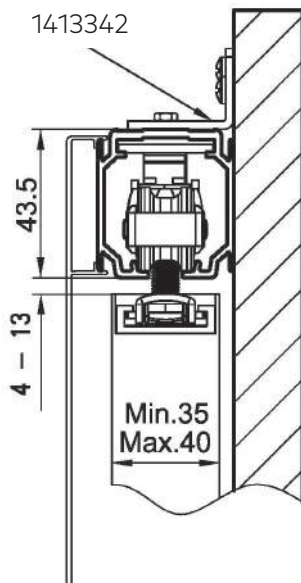


## Pelmet cover ready tracks

Ceiling installation

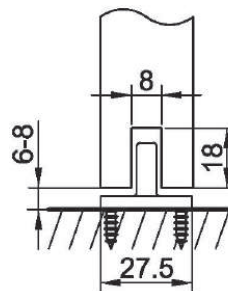


Wall installation

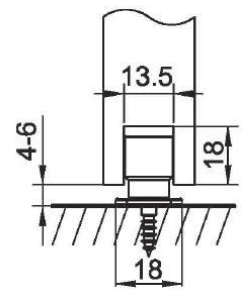


## Floor guiders

ABS floor guider (1413320)

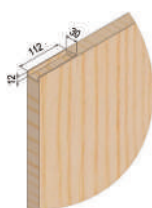


SS floor guider with wheel (1413332)

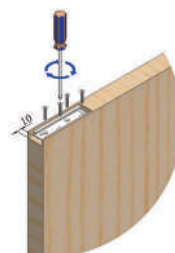


## Installation steps

①



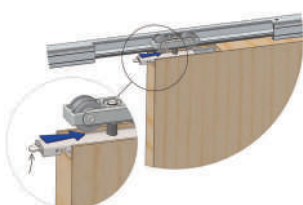
②



③



④

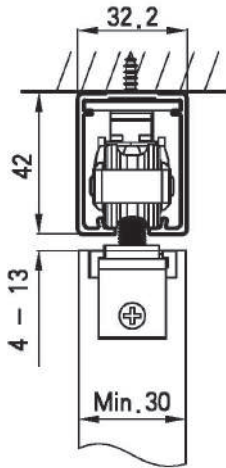


⑤


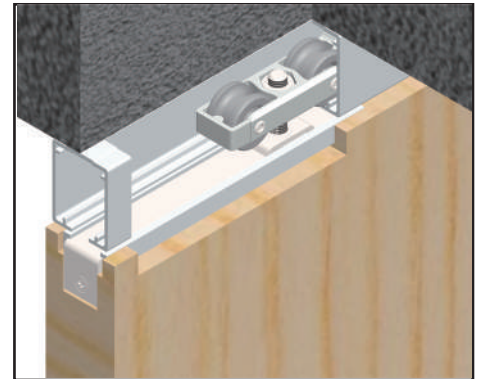
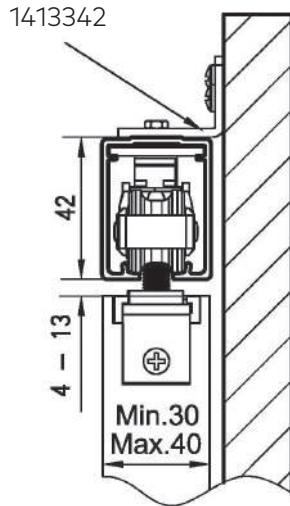


**justo SLIDE SL50 T L Bracket 150mm (1413328)** for rollers without dormotion  
**justo SLIDE SL50 T L Bracket 100mm (1413329)** for rollers with 50kg/80kg dormotion  
**No pelmet cover track (1413300 / 01 / 02 / 03)**

Ceiling installation

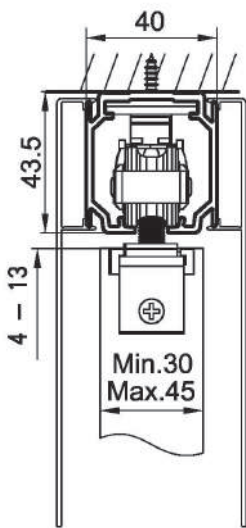


Wall installation

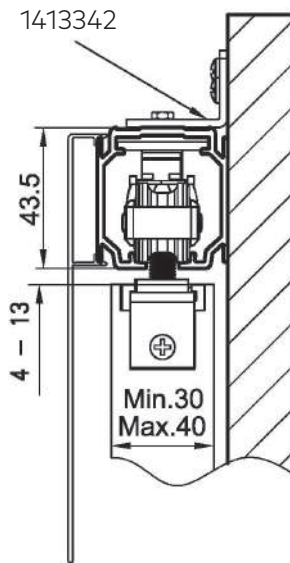


**Pelmet cover ready tracks**

Ceiling installation

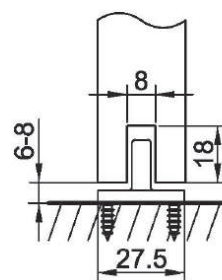


Wall installation

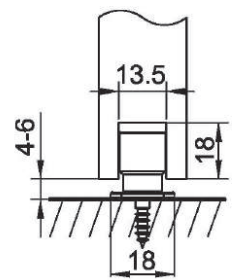


**Floor guiders**

ABS floor guider (1413320)

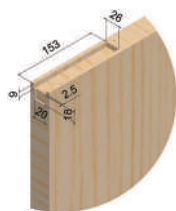


SS floor guider with wheel (1413332)

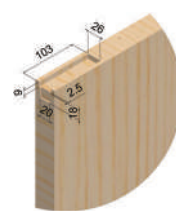


**Installation steps**

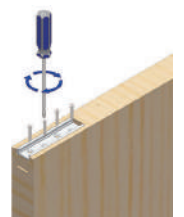
①.1 For 1413328



①.2 For 1413329



②



③



④



⑤

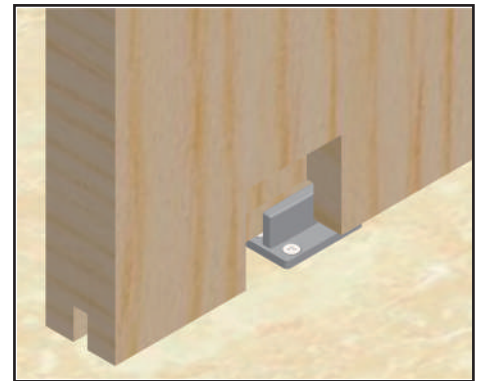
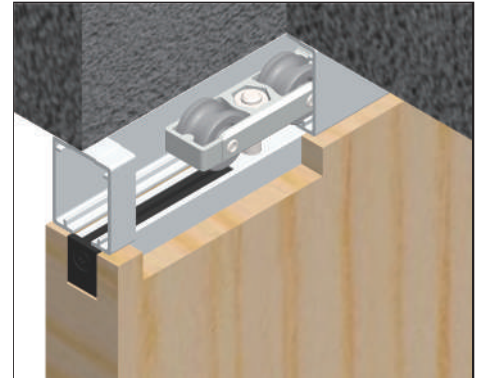
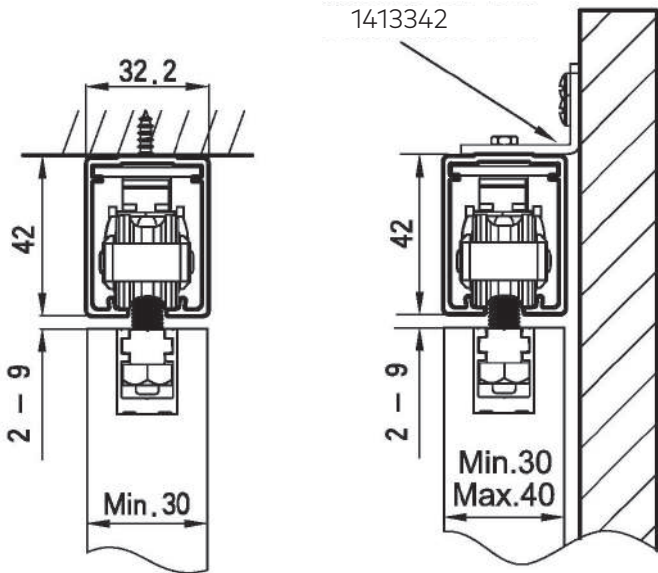


**justo SLIDE SL50 T Concealed Bracket for Minimal Gap (1413330)**

**No pelmet cover track (1413300 / 01 / 02 / 03)**

Ceiling installation

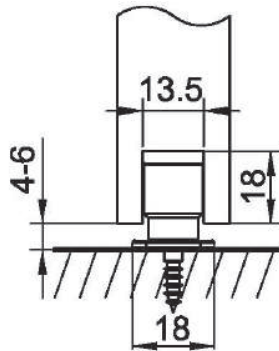
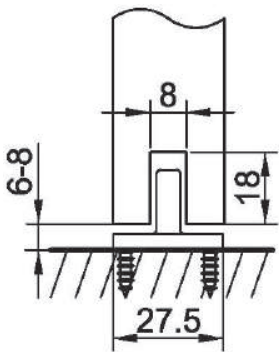
Wall installation



**Floor guiders**

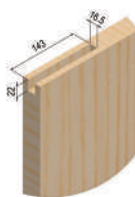
ABS floor guider (1413320)

SS floor guider with wheel (1413332)



**Installation steps**

①



②



③



④



⑤



⑥

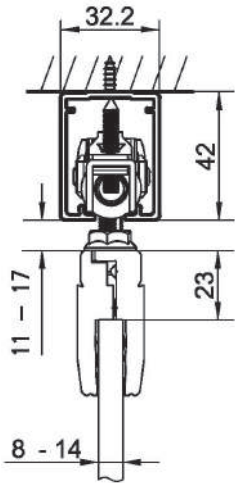





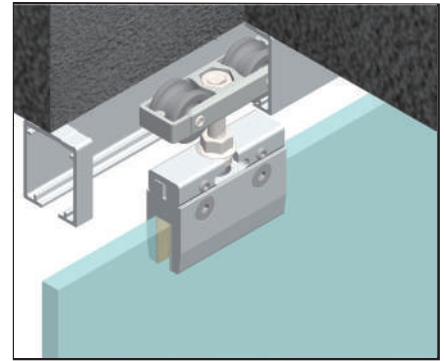
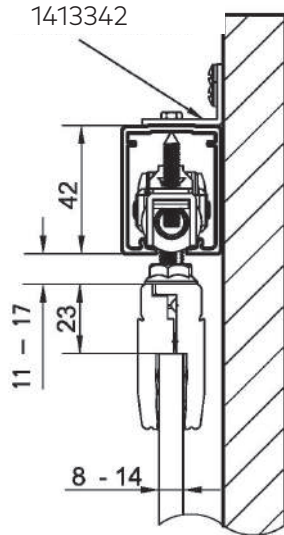
# justo SLIDE SL50 G F1 Front Open Clamp (1413331)

## No pelmet cover track (1413300 / 01 / 02 / 03)

Ceiling installation

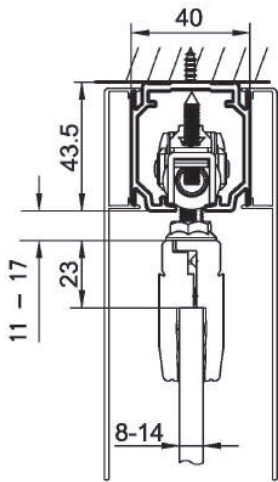


Wall installation

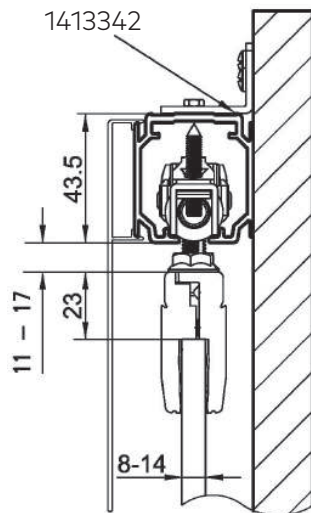


## Pelmet cover ready tracks

Ceiling installation

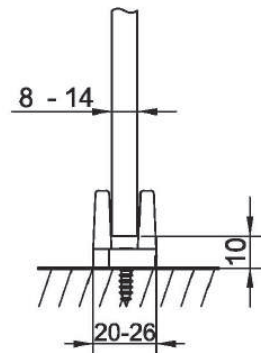


Wall installation

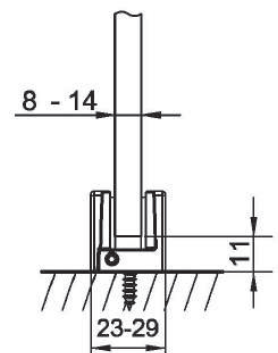


## Floor guiders

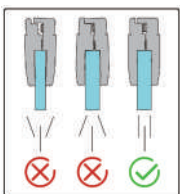
ABS floor guider (1400269)



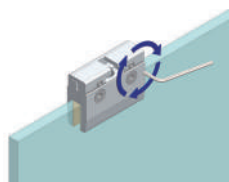
Zinc alloy floor guider (1413333)



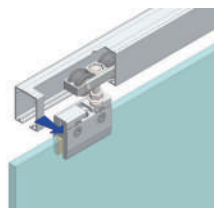
## Installation steps



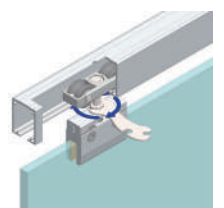
①



②



③



# justo SLIDE SL50

## COMPLETE SLIDING SETS FOR TIMBER AND GLASS DOORS UP TO 50KG

### No pelmet cover tracks

Item code	Description	Picture
1413300	80kg aluminum track silver anodised 2m	
1413301	80kg aluminum track silver anodised 3m	
1413302	80kg aluminum track silver anodised 4m	
1413303	80kg aluminum track silver anodised 6m	
1413304	80kg/120kg aluminum track silver anodised 2m	
1413305	80kg/120kg aluminum track silver anodised 3m	
1413306	80kg/120kg aluminum track silver anodised 4m	
1413307	80kg/120kg aluminum track silver anodised 6m	

### Pelmet cover ready tracks

Item code	Description	Picture
1413308	80kg/120kg silver anodised track pelmet cover ready 2m	
1413309	80kg/120kg silver anodised track pelmet cover ready 3m	
1413310	80kg/120kg silver anodised track pelmet cover ready 4m	
1413311	80kg/120kg silver anodised track pelmet cover ready 6m	
1413312	80kg/120kg Silver anodised pelmet cover 2m	
1413313	80kg/120kg Silver anodised pelmet cover 3m	
1413314	80kg/120kg Silver anodised pelmet cover 4m	
1413315	80kg/120kg Silver anodised pelmet cover 6m	

\*Note: Tracks with special size are also available if MOQ higher than 500m with the code of 1m track. (14133XX)  
 With 500m MOQ other finishings are possible in tracks and clamps (black anodised, gold anodised, black powder coated, white powder coated, etc.).

### Sliding door sets

Item code	Description	Picture
1413316	SL50 T Sliding system with side assembly bracket for 50kg timber doors	<p>1413317 x 1 <b>50kg roller</b>      1413318 x 1 <b>Side assembly bracket</b>      1413319 x 1 <b>Retaining stopper</b>      1413320 x 1 <b>Floor guide</b></p>

### Reinforced dormotions

Item code	Description	Picture	Piston stroke / dormotion min. width
1400250	50 kg timber / glass door Reinforced Dormotion unit, single		100 mm 610 mm
1413321	50 kg timber / glass door Reinforced Dormotion unit, double		100 mm 1020 mm
1400253	50 kg timber / glass door Reinforced Dormotion unit, double Compact		100 mm 889 mm

# justo SLIDE SL50

## Advance dormotions

Item code	Description	Picture	Piston stroke / dormotion min. width	
1413322	50 kg timber / glass door Advance Dormotion unit, single		70 mm	520 mm
1413323	50 kg timber / glass door Advance Dormotion unit, double		70 mm	850 mm
1413324	50 kg timber / glass door Advance Dormotion unit, double Compact		70 mm	726 mm

## NEW UltraCompact dormotion

Item code	Description	Picture	Piston stroke / dormotion min. width	
1413325	50 kg timber / glass door UltraCompact Dormotion unit, double		75 mm	585 mm

\*Note: dormotion min. door width with side assembly brackets




## Door brackets

Item code	Description	Picture	dormotion min. door width		
			Single	Double	Compact
1413326	Set of <b>Front Assembly Brackets</b>		R: 610 mm A: 530 mm UC:	1020 mm 860 mm 585 mm	898 mm 736 mm
1413327	Complete set of <b>Mortise Brackets with Locking Device</b>		R: 640 mm A: 560 mm UC:	1050 mm 890 mm 615 mm	928 mm 766 mm
1413328	Complete set of <b>L Brackets 150mm</b> for SL50/SL80/SL120 roller without dormotion		R: 730 mm A: 650 mm UC:	1140 mm 980 mm 685 mm	N. A.
1413329	Complete set of <b>L Brackets 100mm</b> for SL50/SL80 roller with 50kg/80kg dormotion		R: 610 mm A: 530 mm UC:	1020 mm 860 mm 585 mm	N. A.
1413330	Set of <b>Concealed Brackets for Minimal Gap</b>		R: 690 mm A: 610 mm UC:	1100 mm 940 mm 570 mm	N. A.
1413331	Set of <b>F1 Front Open Clamps</b> with ABS floor guider for frameless glass doors		R: 610 mm A: 530 mm UC:	1020 mm 860 mm 585 mm	898 mm 736 mm


\*Note: R = Reinforced, A = Advance, UC = UltraCompact.

# justo SLIDE SL50

## Floor guiders


Item code	Description	Picture	Door thickness range
1413332	SS floor guider with wheel		min. 27 mm
1400269	ABS floor guider for frameless glass door		8 - 14 mm
1413333	Zinc alloy floor guide for frameless glass door		8 - 14 mm

## Other accessories

Item code	Description	Picture	Door thickness range
1413342	Set of 5 wall brackets for 1m of aluminum track		max. 40 mm

# justo SLIDE SL50

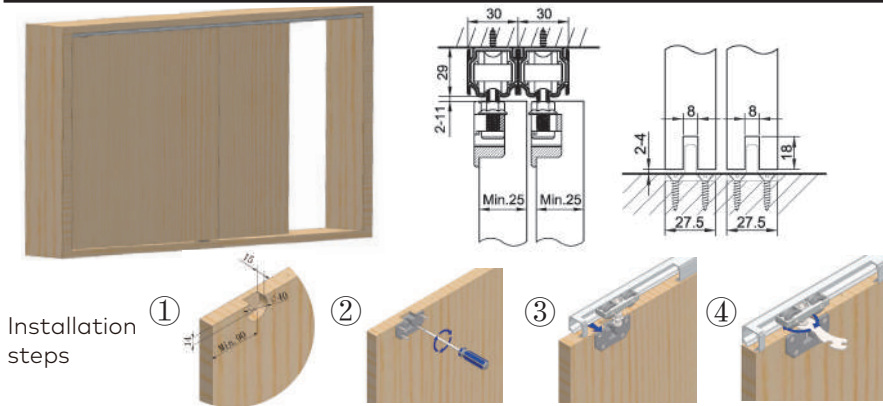
## NEW SL50 T Seaside Installation (SS Fittings)



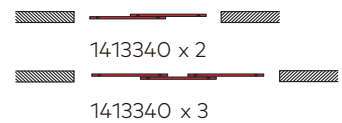
- ▶ Sliding door system with SS and plastic fittings to stand corrosion in salty environments (eg. beaches).
- ▶ Dormotion with SS fittings can be produced on request.
- ▶ Compatible with SS floor guider with wheel (1413332) for installation in aluminum and metal doors.
- ▶ Compatible with F1 clamp with is already produced in aluminum and SS304.

Item code	Description	Picture
1413334	SL50 T Sliding Set Seaside Installation (SS Fittings) with Side Assembly Brackets for 50kg doors Note: Section drawings are the same as SL50 T Side assembly bracket (1413318)	
1413335	Retaining stopper in SS304 (MOQ 1000 units)	

## SL50 T for Wardrobes



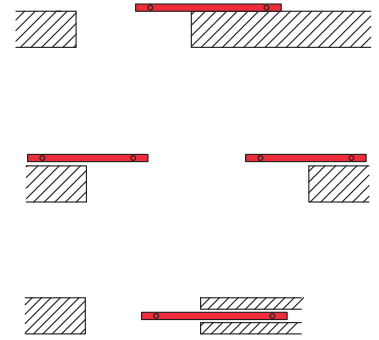
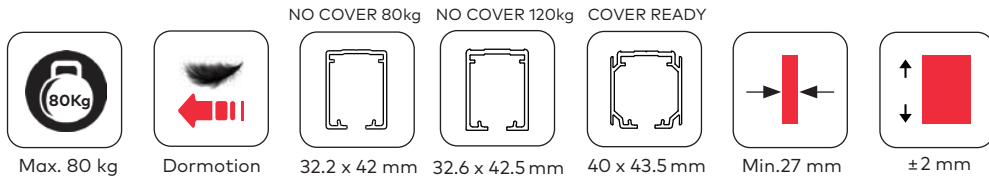
- ▶ Sliding door system with flush front assembly bracket for wardrobes doors.
- ▶ Compatible with SS floor guider with wheel (1413332) for installation in aluminum and metal doors.
- ▶ Smooth and silent operation.



Item code	Description	Picture
1413336	80kg aluminum track silver anodised 2m	
1413337	80kg aluminum track silver anodised 3m	
1413338	80kg aluminum track silver anodised 4m	
1413339	80kg aluminum track silver anodised 6m	
1413340	SL50 T sliding set for 50 kg timber doors with flush front assembly brackets for wardrobes	
1413341	SL50 T sliding set for 50 kg timber doors with flush front assembly brackets for wardrobes ready for dormotion (compatible with all SL50 tracks and dormotions)	

\*Note: Pelmet covers available under request.

# justo SLIDE SL80



## COMPLETE SLIDING SETS FOR TIMBER AND GLASS DOORS UP TO 80KG



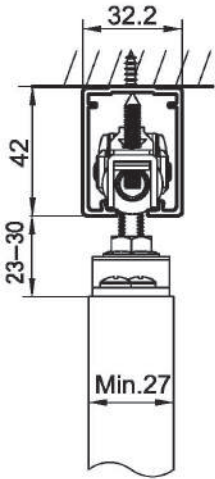
- ▶ Silent-running rollers with POM wheels highly resistant to abrasion.
- ▶ Silent block embedded in the roller for absorbing the irregularities of the profile.
- ▶ Min. door thickness: 27 mm
- ▶ Height adjustment: ± 3 mm
- ▶ Installation options and accessories:
  - Track with and without pelmet cover
  - Single and double dormotion
  - Side assembly standard brackets
  - Front assembly brackets
  - Mortise brackets with locking device for convenient and super fast installation on-site
  - L brackets for convenient and fast installation on-site
  - Concealed brackets for minimal gap between track and door
  - Clamps for frameless glass doors with front opening for easy and quick installation
  - Wheel floor guiders in plastic or zinc alloy body
  - Wall brackets for installation on wall

# Technical Drawings


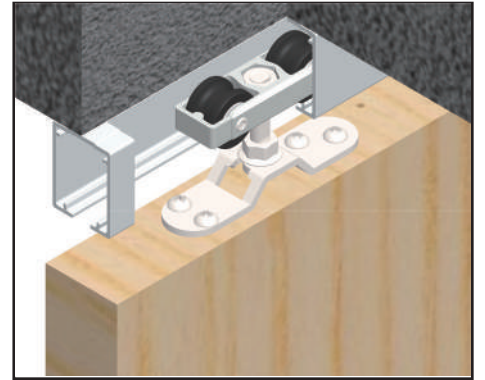
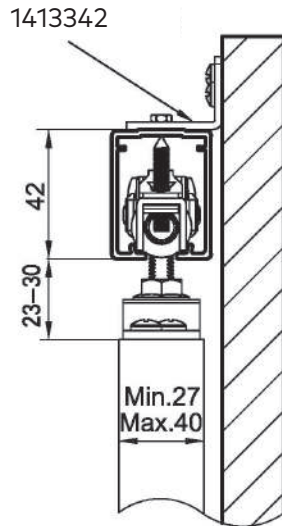
## justo SLIDE SL80 T Side Assembly Bracket

No pelmet cover track (1413300 / 01 / 02 / 03)

Ceiling installation

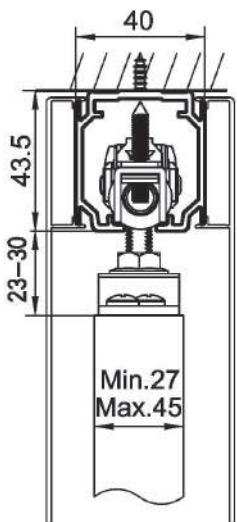


Wall installation

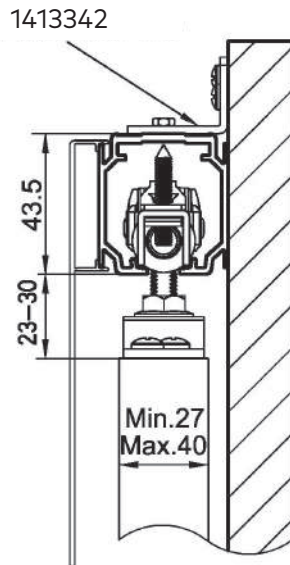


## Pelmet cover ready tracks

Ceiling installation

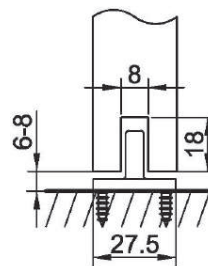


Wall installation

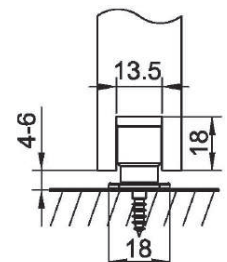


## Floor guiders

ABS floor guider (1413320)



SS floor guider with wheel (1413332)




## Installation steps


①



②



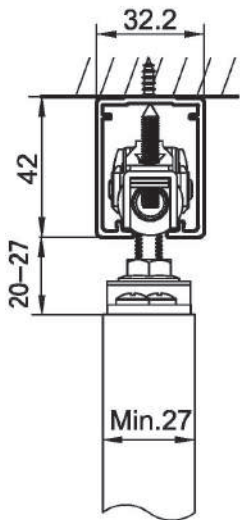
③



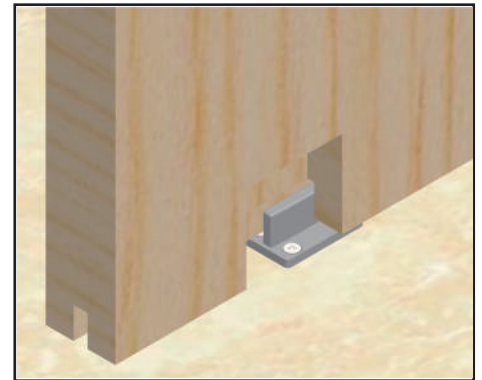
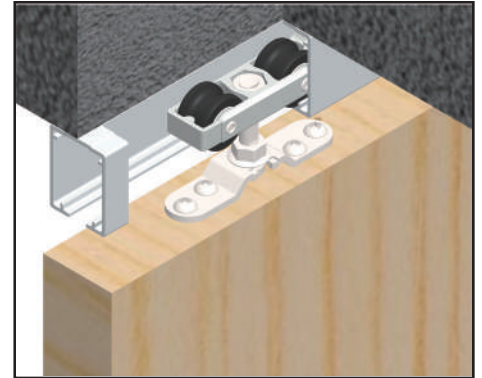
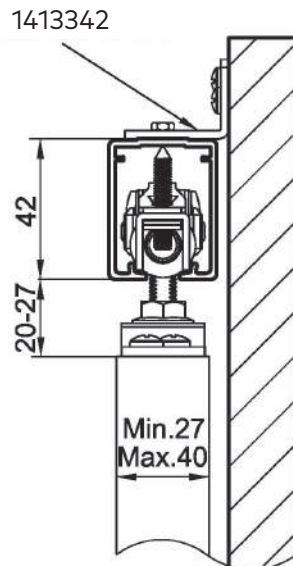
# justo SLIDE SL80 T Front Assembly Bracket (1413326)

No pelmet cover track (1413300 / 01 / 02 / 03)

Ceiling installation

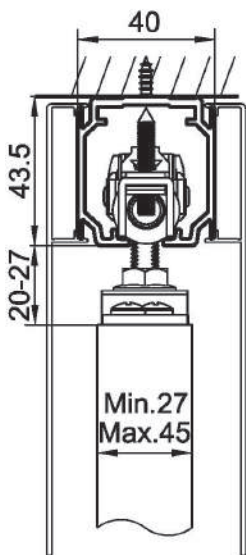


Wall installation

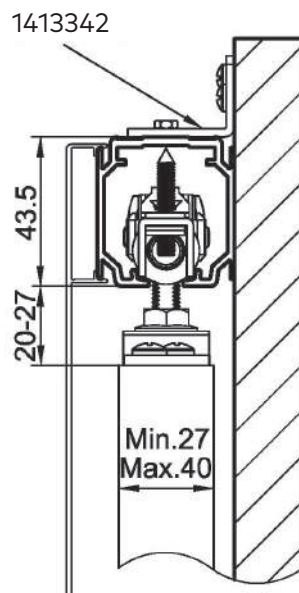


## Pelmet cover ready tracks

Ceiling installation

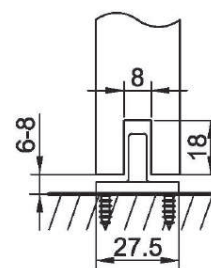


Wall installation

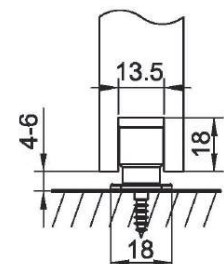


## Floor guiders

ABS floor guider (1413320)




SS floor guider with wheel (1413332)

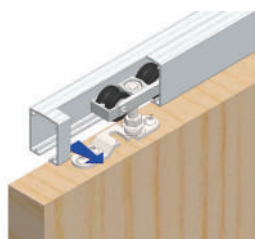


## Installation steps

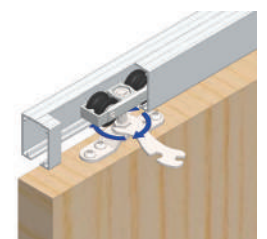
①



②



③

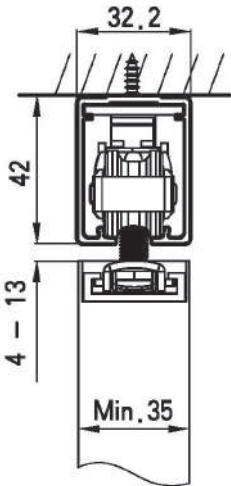




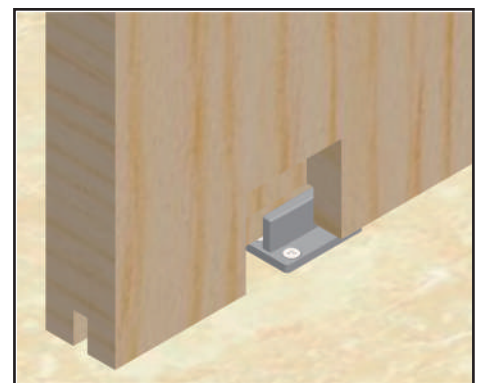
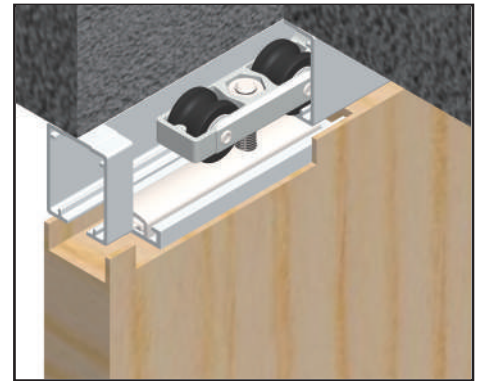
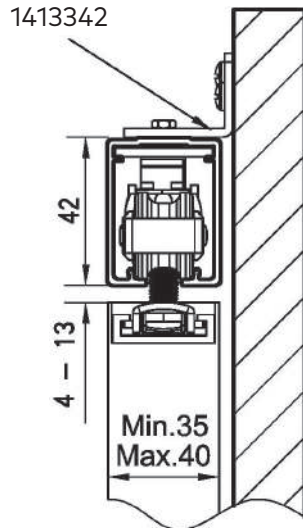
# justo SLIDE SL80 T Mortise Bracket with Locking Device (1413327)

## No pelmet cover track (1413300 / 01 / 02 / 03)

Ceiling installation

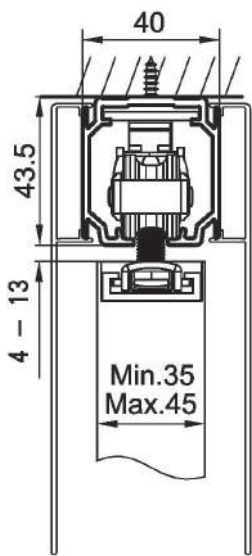


Wall installation

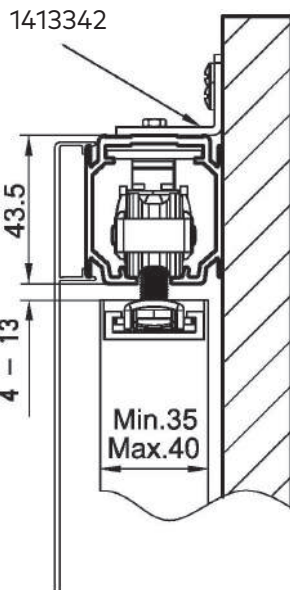


## Pelmet cover ready tracks

Ceiling installation

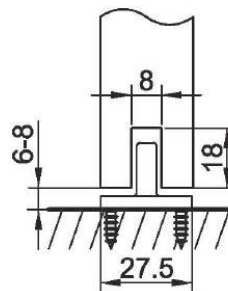


Wall installation

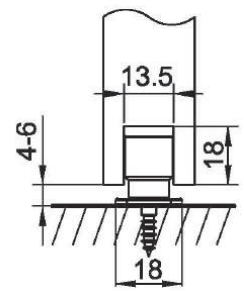


## Floor guiders

ABS floor guider (1413320)

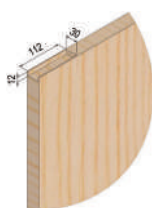


SS floor guider with wheel (1413332)

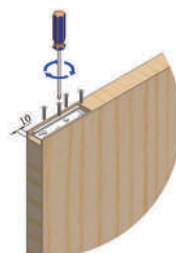


## Installation steps

①



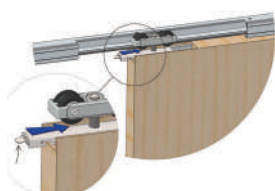
②



③



④



⑤

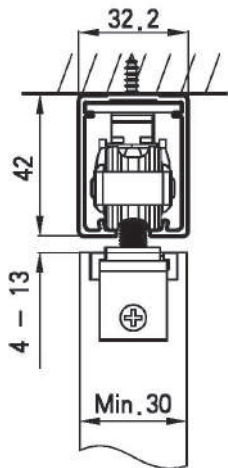


**justo SLIDE SL80 T L Bracket 150mm (1413328)** for rollers without dormotion


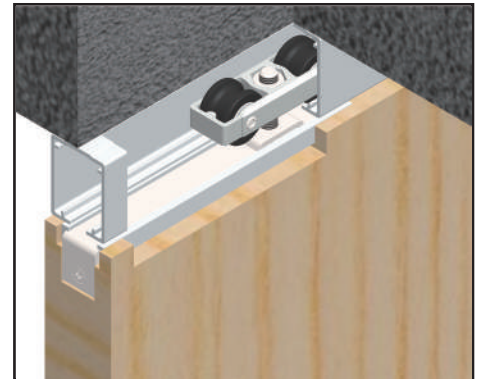
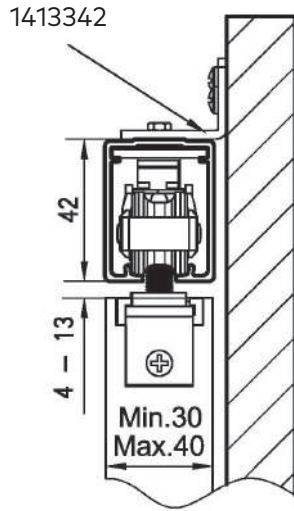
**justo SLIDE SL80 T L Bracket 100mm (1413329)** for rollers with 50kg/80kg dormotion

**No pelmet cover track (1413300 / 01 / 02 / 03)**

Ceiling installation

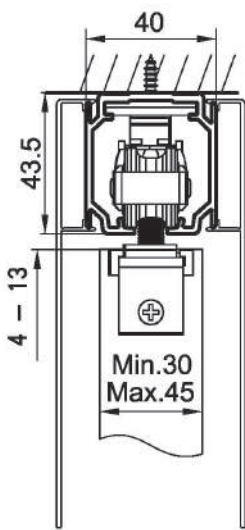


Wall installation

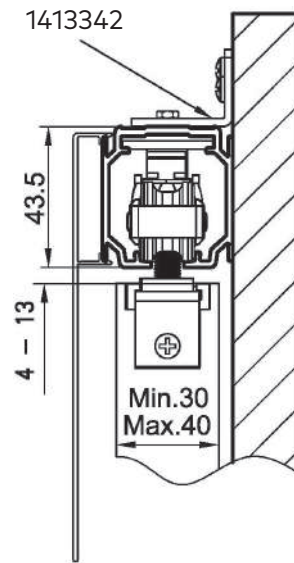


**Pelmet cover ready tracks**

Ceiling installation

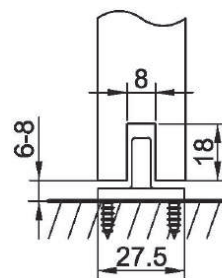


Wall installation

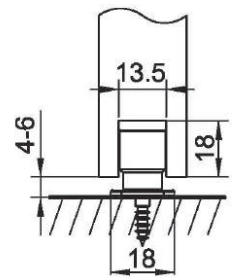


**Floor guiders**

ABS floor guider (1413320)

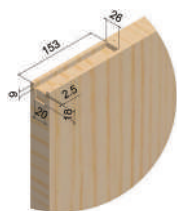


SS floor guider with wheel (1413332)

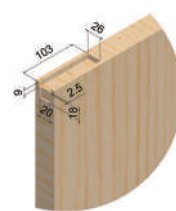


**Installation steps**

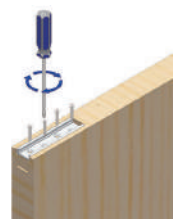
①.1 For 1413328



①.2 For 1413329



②



③



④



⑤

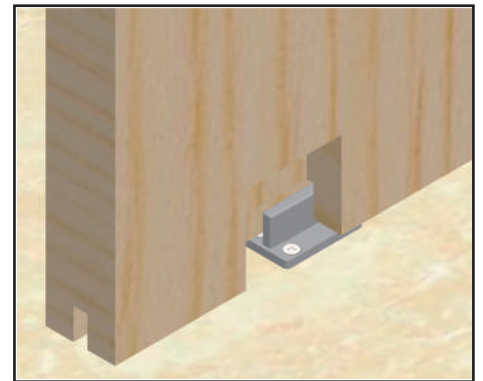
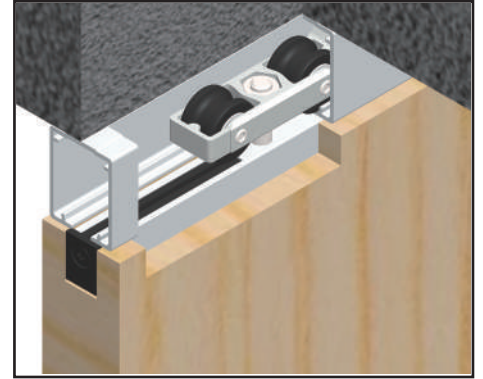
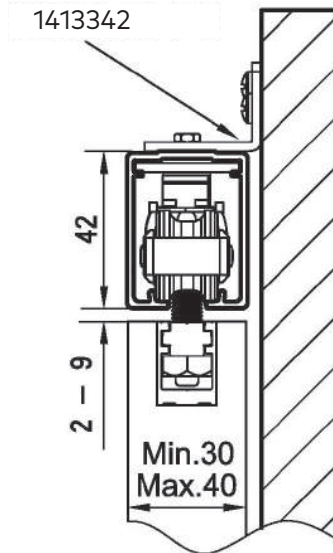
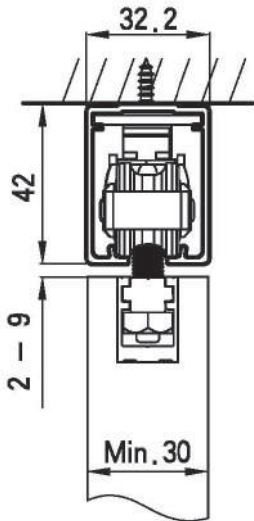


justo SLIDE SL80 T Concealed Bracket for Minimal Gap (1413330)

No pelmet cover track (1413300 / 01 / 02 / 03)

Ceiling installation

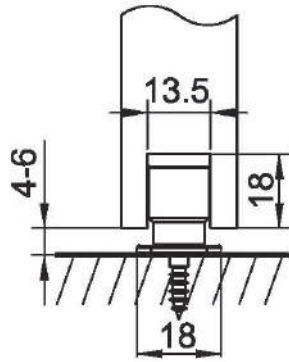
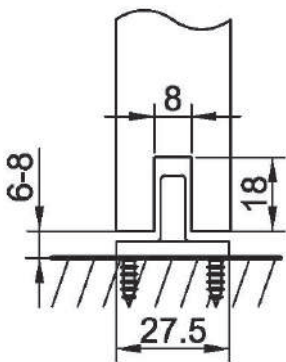
Wall installation



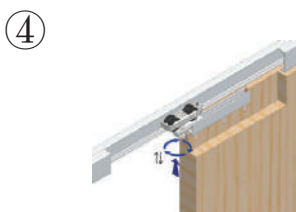
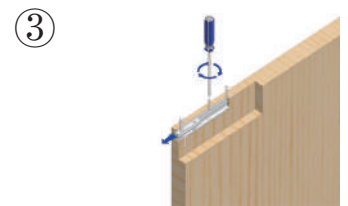

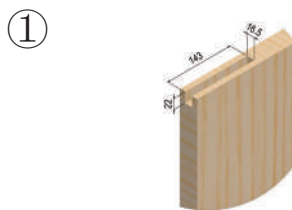
Floor guiders

ABS floor guider (1413320)

SS floor guider with wheel (1413332)



Installation steps

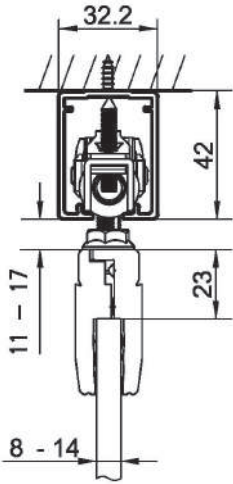


justo SLIDE SL80 G F1 Front Open Clamp (1413331) for rollers without dormotion


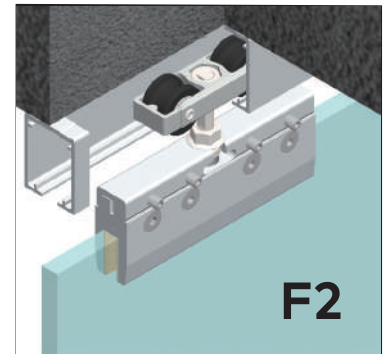
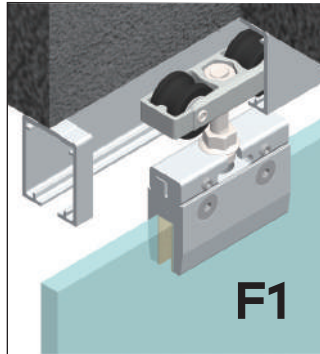
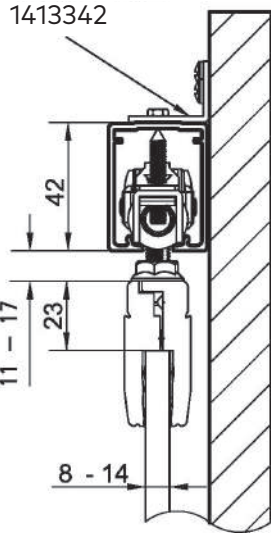
justo SLIDE SL80 G F2 Front Open Clamp (1413350) for rollers with 50kg/80kg dormotion

No pelmet cover track (1413300 / 01 / 02 / 03)

Ceiling installation

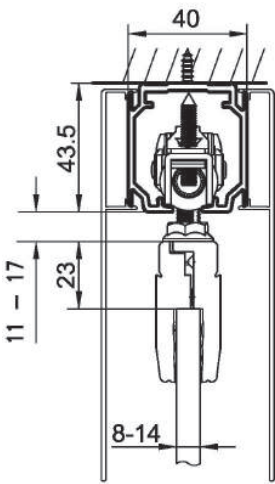


Wall installation

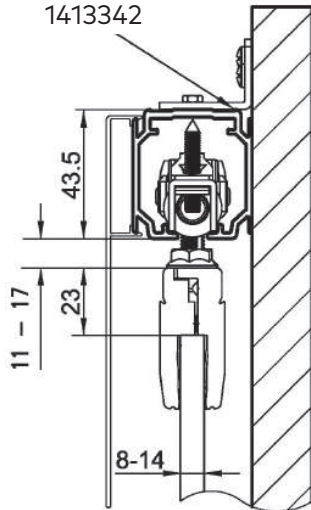


Pelmet cover ready tracks

Ceiling installation

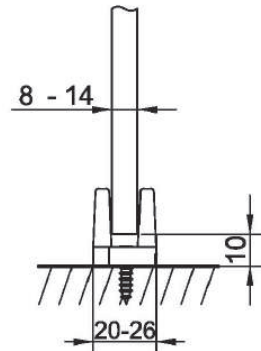


Wall installation

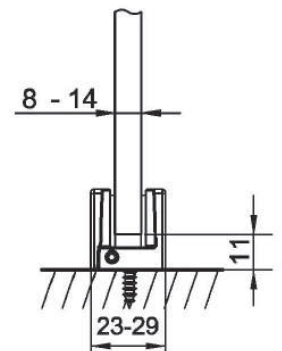


Floor guiders

ABS floor guider (1400269)



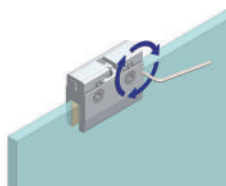
Zinc alloy floor guider (1413333)




Installation steps

①

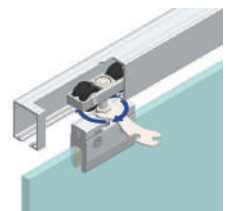
F1



②


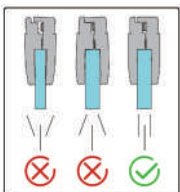


③




①


F2



②



③



# justo SLIDE SL80

**COMPLETE SLIDING SETS FOR TIMBER AND GLASS DOORS UP TO 80KG**

**No pelmet cover tracks**

Item code	Description	Picture
1413300	80kg aluminum track silver anodised 2m	
1413301	80kg aluminum track silver anodised 3m	
1413302	80kg aluminum track silver anodised 4m	
1413303	80kg aluminum track silver anodised 6m	
1413304	80kg/120kg aluminum track silver anodised 2m	
1413305	80kg/120kg aluminum track silver anodised 3m	
1413306	80kg/120kg aluminum track silver anodised 4m	
1413307	80kg/120kg aluminum track silver anodised 6m	

**Pelmet cover ready tracks**

Item code	Description	Picture
1413308	80kg/120kg silver anodised track pelmet cover ready 2m	
1413309	80kg/120kg silver anodised track pelmet cover ready 3m	
1413310	80kg/120kg silver anodised track pelmet cover ready 4m	
1413311	80kg/120kg silver anodised track pelmet cover ready 6m	
1413312	80kg/120kg Silver anodised pelmet cover 2m	
1413313	80kg/120kg Silver anodised pelmet cover 3m	
1413314	80kg/120kg Silver anodised pelmet cover 4m	
1413315	80kg/120kg Silver anodised pelmet cover 6m	

\*Note: Tracks with special size are also available if MOQ higher than 500m with the code of 1m track.

With 500m, MOQ other finishings are possible in tracks and clamps (black anodised, gold anodised, black powder coated, white powder coated, etc.).

**Sliding door sets**

Item code	Description	Picture
1413343	SL80 T Sliding system with side assembly bracket for 80kg timber doors	<p>1413344 x 1 <b>80kg roller</b>      1413318 x 1 <b>Side assembly bracket</b>      1413319 x 1 <b>Retaining stopper</b>      1413320 x 1 <b>Floor guide</b></p>

**Reinforced dormotions**

Item code	Description	Picture	Piston stroke / dormotion min. width
1400251	80 kg timber / glass door Reinforced Dormotion unit, single		100 mm 610 mm
1413345	80 kg timber / glass door Reinforced Dormotion unit, double		100 mm 1020 mm
1400254	80 kg timber / glass door Reinforced Dormotion unit, double Compact		100 mm 889 mm

# justo SLIDE SL80

## Advance dormotions

Item code	Description	Picture	Piston stroke / dormotion min. width
1413346	80 kg timber / glass door Advance Dormotion unit, single		70 mm 520 mm
1413347	80 kg timber / glass door Advance Dormotion unit, double		70 mm 850 mm
1413348	80 kg timber / glass door Advance Dormotion unit, double Compact		70 mm 726 mm

## NEW UltraCompact dormotion

Item code	Description	Picture	Piston stroke / dormotion min. width
1413349	80 kg timber / glass door UltraCompact Dormotion unit, double		75 mm 585 mm




\*Note: dormotion min. door width with side assembly brackets

## Door brackets


Item code	Description	Picture	dormotion Min door width		
			Single	Double	Compact
1413326	Set of <b>Front Assembly Brackets</b>		R: 610 mm A: 530 mm UC:	1020 mm 860 mm 585 mm	898 mm 736 mm
1413327	Complete set of <b>Mortise Brackets with Locking Device</b>		R: 640 mm A: 560 mm UC:	1050 mm 890 mm 615 mm	928 mm 766 mm
1413328	Complete set of <b>L Brackets 150mm</b> for SL50/SL80/SL120 roller without dormotion		R: 730 mm A: 650 mm UC:	1140 mm 980 mm 685 mm	N. A.
1413329	Complete set of <b>L Brackets 100mm</b> for SL50/SL80 roller with 50kg/80kg dormotion		R: 610 mm A: 530 mm UC:	1020 mm 860 mm 585 mm	N. A.
1413330	Set of <b>Concealed Brackets for Minimal Gap</b>		R: 690 mm A: 610 mm UC:	1100 mm 940 mm 570 mm	N. A.
1413331	Set of <b>F1 Front Open Clamps</b> with ABS floor guider for frameless glass doors		R: 610 mm A: 530 mm UC:	1020 mm 860 mm 585 mm	898 mm 736 mm
1413350	Set of <b>F2 Front Open Clamps</b> with ABS floor guider for frameless glass doors		R: 630 mm A: 550 mm UC:	1035 mm 870 mm 600 mm	912 mm 750 mm

# justo SLIDE SL80

## Floor guiders

Item code	Description	Picture	Door thickness range
1413332	SS floor guider with wheel		min. 27 mm
1400269	ABS floor guider for frameless glass door		8 - 14 mm
1413333	Zinc alloy floor guide for frameless glass door		8 - 14 mm

## Other accessories


Item code	Description	Picture	Door thickness range
1413342	Set of 5 wall brackets for 1m of aluminum track		max. 40 mm

# justo SLIDE SL80


## Self-Closer Accessory

- ▶ For SL80 and SL120.
- ▶ Retaining system allows the door to stay open for short periods of time if required.
- ▶ Recommended to add single dormotion for soft closing (as per below sketches and components lists).
- ▶ Self-closing system mechanically activated by an extendable nylon cable.
- ▶ Smooth and silent operation.
- ▶  $\Phi$ 3mm cord for  $\leq$ 60 kg doors  
 $\Phi$ 4mm cord for 60 ~ 100 kg doors  
 $\Phi$ 4.5mm cord for 100 ~ 120 kg doors

### INSTALLATION FOR TIMBER DOORS



### INSTALLATION FOR GLASS DOORS



#### Components list for 80kg timber doors

- 1413343 SL80 T complete set x 1
- 1400251 or 1413346 SL80 Single dormotion x 1
- **1413351 Self-closer accessories for timber doors x 1**

#### Components list for 80kg glass doors

- 1413343 SL80 T complete set x 1
- 1400251 or 1413346 SL80 Single dormotion x 1
- **1413352 Self-closer accessories for glass doors x 1**


Item code	Description	Picture	Min door width	Door weight range
1413351	Mechanical self-closer accessories for timber doors set with adjust screws		R: 700 mm A: 620 mm	40kg to 120kg.
1413352	Mechanical self-closer accessories for glass doors set with adjust screws		R: 700 mm A: 620 mm	40kg to 120kg.

\*Note: R = With Reinforced dormotion. A = With Advance dormotion.



# justo SLIDE SL80

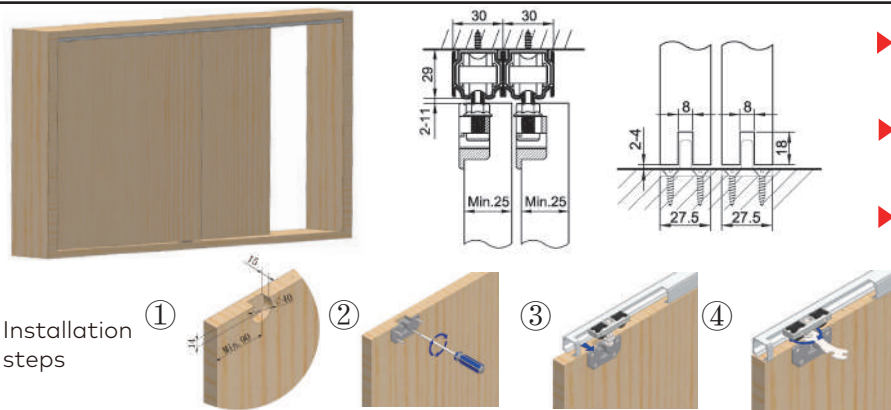
## NEW SL80 T Seaside Installation (SS Fittings)



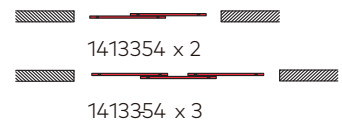
- ▶ Sliding door system with SS and plastic fittings to stand corrosion in salty environments (eg. beaches).
- ▶ Dormotion with SS fittings can be produced on request.
- ▶ Compatible with SS floor guider with wheel (1413332) for installation in aluminum and metal doors.
- ▶ Compatible with F1 and F2 clamps which are already produced in aluminum and SS304.

Item code	Description	Picture
1413353	SL80 T Sliding Set Seaside Installation (SS Fittings) with Side Assembly Brackets for 80kg doors Note: Section drawings are the same as SL80 T Side assembly bracket (1413318)	
1413335	Retaining stopper in SS304 (MOQ 1000 units)	

## SL80 T for Wardrobes



- ▶ Sliding door system with flush front assembly bracket for wardrobes doors.
- ▶ Compatible with SS floor guider with wheel (1413332) for installation in aluminum and metal doors.
- ▶ Smooth and silent operation.

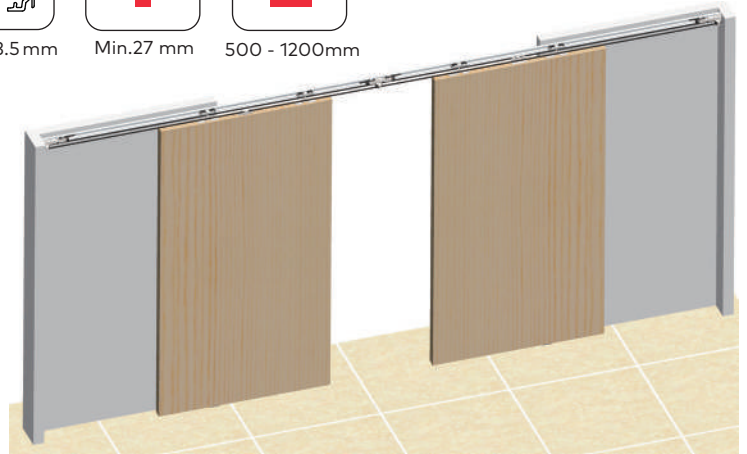
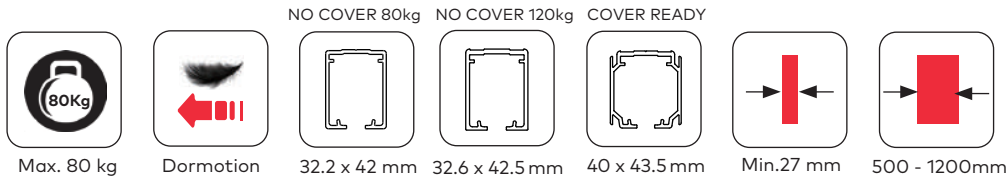


Item code	Description	Picture
1413336	80kg aluminum track silver anodised 2m	
1413337	80kg aluminum track silver anodised 3m	
1413338	80kg aluminum track silver anodised 4m	
1413339	80kg aluminum track silver anodised 6m	
1413354	SL80 T sliding set for 80 kg timber doors with flush front assembly brackets for wardrobes	
1413355	SL80 T sliding set for 80 kg timber doors with flush front assembly brackets for wardrobes ready for dormotion (compatible with all SL80 tracks and dormotions)	

\*Note: Pelmet covers available under request.

# justo SLIDE SL80

## SYNCHRO (1+1)

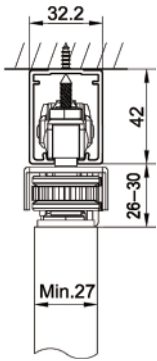


- ▶ This system allows to open and close 2 panels in a synchronised way.
- ▶ Max. total closing width: 4800mm
- ▶ Doors width: 500 - 1200mm
- ▶ Doors thickness: min. 27mm
- ▶ Compatible with all SL80 tracks and dormotions.
- ▶ Can be also installed with front assembly brackets (1413326), mortise brackets with locking device (1413327) and zinc alloy guide for frameless glass doors (1413333).

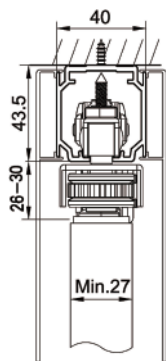
Item code	Description	Picture
1413401	SL80 SY-T timber door synchro for 1.2m panels ready for adding dormotion with ABS floor guider	
1413402	SL80 SY-T timber door synchro for 1.2m panels ready for adding dormotion with SS floor guider with wheel for metal frame panels	
1413403	SL80 SY-G frameless glass door synchro for 1.2m panels ready for adding dormotion with ABS floor guider for frameless glass door	

# Technical Drawings

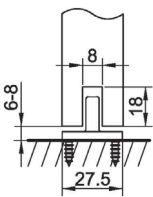
No pelmet cover track (1413300 / 01 / 02 / 03)



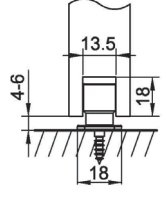
Pelmet cover ready track



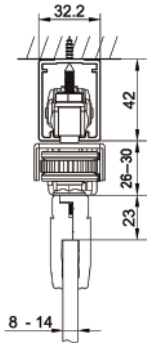
ABS floor guider (1413320)



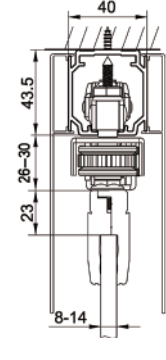
SS floor guider with wheel (1413332)



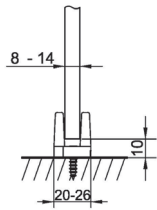
No pelmet cover track (1413300 / 01 / 02 / 03)



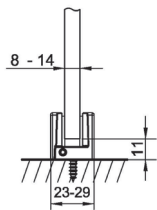
Pelmet cover ready track



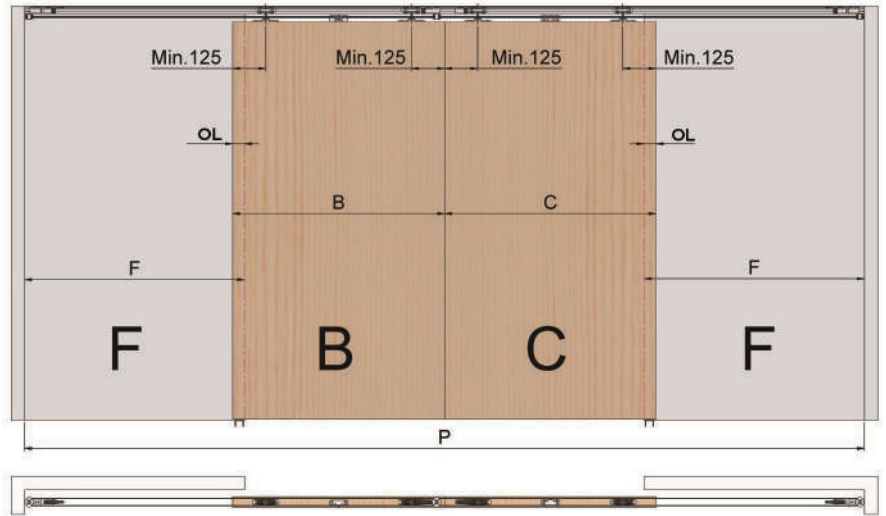
ABS floor guider (1400269)



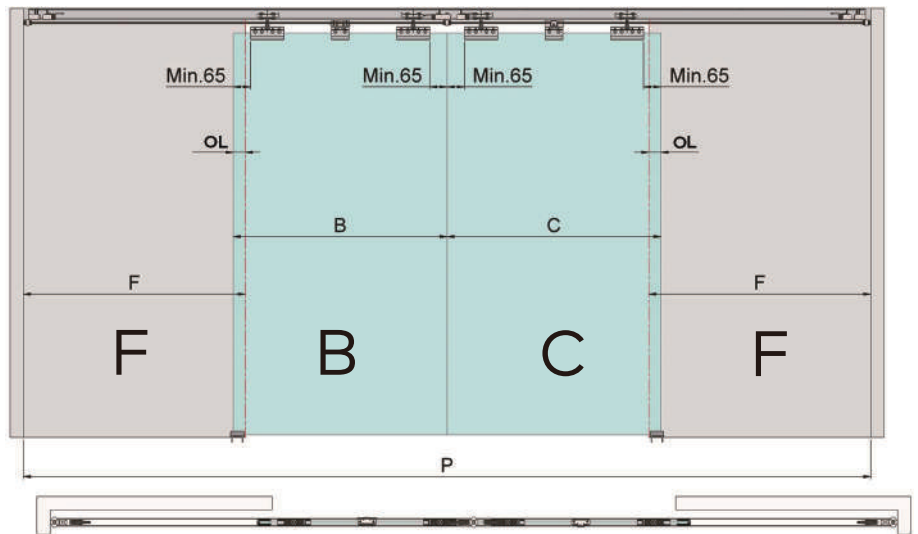
Zinc alloy floor guider (1413333)



## 1413401 / 1413402

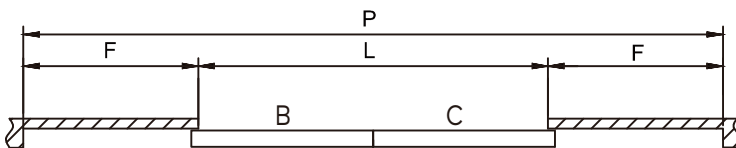


## 1413403

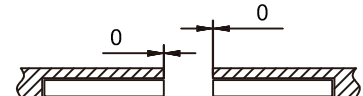


B = C = Doors                      F = Fixed panels  
 Max. B/C = 1200mm              Max. P = 4800mm  
 Min. OL = 30mm (Consult for smaller OL,  
 recommended OL = 45mm)

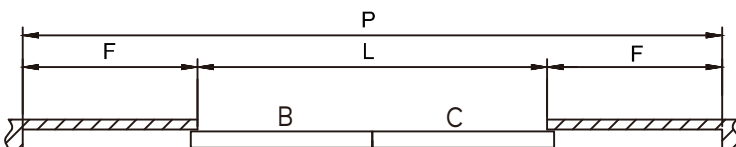
### Level Installation



- ① Track Length =  $P - 60$
- ②  $C = (P + 2 \cdot (OL - 30)) / 4$
- ③  $B = C$
- ④  $F = C + 30$
- ⑤  $L = P - 2 \cdot F$



### Overlap Installation



- ① Track Length =  $P - 60$
- ②  $C = (P + 2 \cdot (OL - 30)) / 4 + S / 2$
- ③  $B = C$      $S = 95$
- ④  $F = C - S + 30$
- ⑤  $L = P - 2 \cdot F$



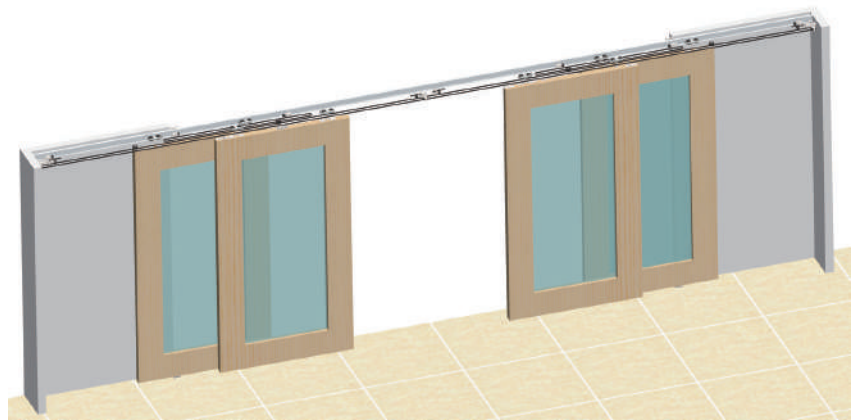
# justo SLIDE SL80

## SYNCHRO (2+2)



	NO COVER 80kg	NO COVER 120kg	COVER READY		
Max. 80 kg	32.2 x 42 mm	32.6 x 42.5 mm	40 x 43.5 mm	Min.27 mm	500 - 1200mm

- ▶ This system allows to open and close 4 panels in a synchronised way with just 1 finger.
- ▶ Max. total closing width: 7200mm
- ▶ Doors width: 500 - 1200mm
- ▶ Doors thickness: min. 27mm
- ▶ Compatible with all SL80 tracks and dormotions.
- ▶ Can be also installed with front assembly brackets (1413326), mortise brackets with locking device (1413327) and zinc alloy guide for frameless glass doors (1413333).



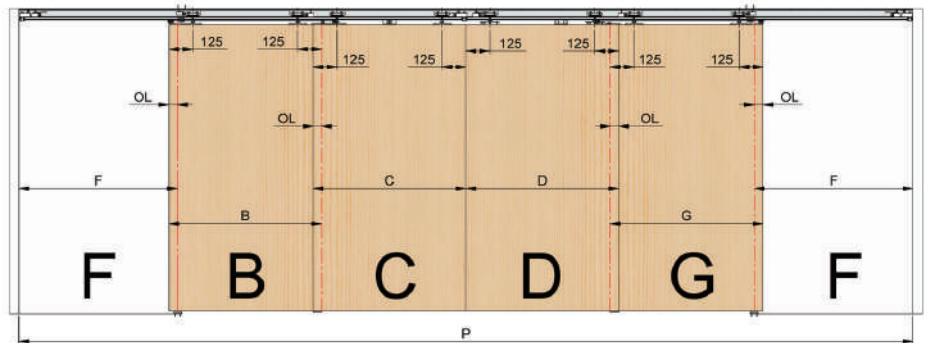
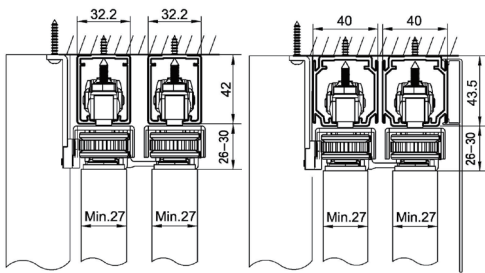
Item code	Description	Picture
1413407	SL80 TE2-SY-T timber door synchro for 1.2m panels ready for adding dormotion with ABS floor guider	
1413408	SL80 TE2-SY-T timber door synchro for 1.2m panels ready for adding dormotion with SS floor guider with wheel for metal frame panels	
1413409	SL80 TE2-SY-G frameless glass door synchro for 1.2m panels ready for adding dormotion with zinc alloy floor guider for frameless glass door	

# Technical Drawings

## 1413407 / 1413408

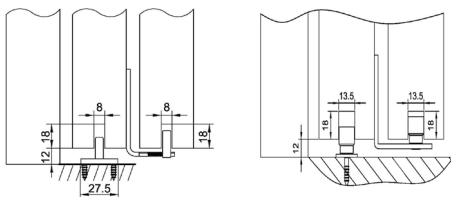
No pelmet cover track  
(1413300 / 01 / 02 / 03)

Pelmet cover  
ready track



ABS floor guider  
(1413320)

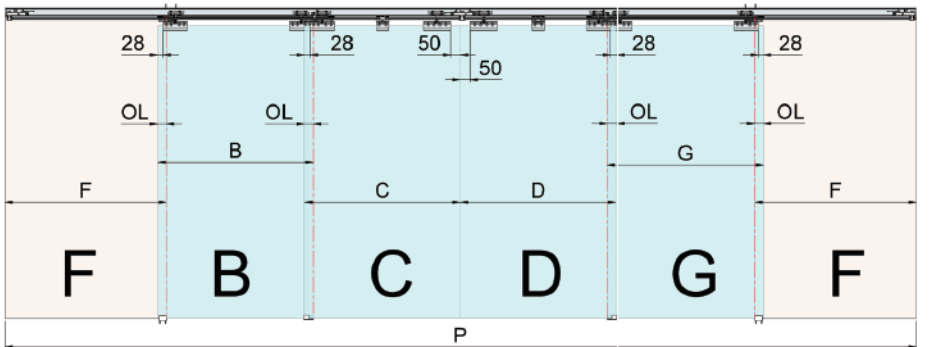
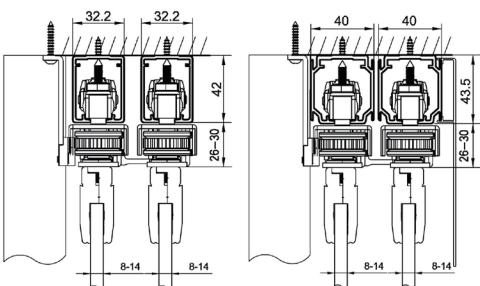
SS floor guider with wheel  
(1413332)



## 1413409

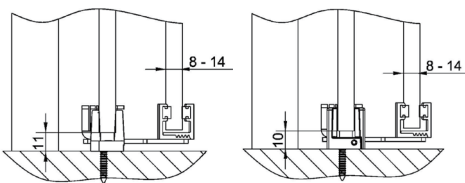
No pelmet cover track  
(1413300 / 01 / 02 / 03)

Pelmet cover  
ready track



ABS floor guider  
(1400269)

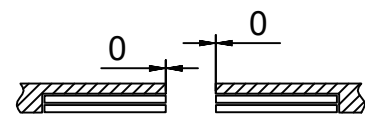
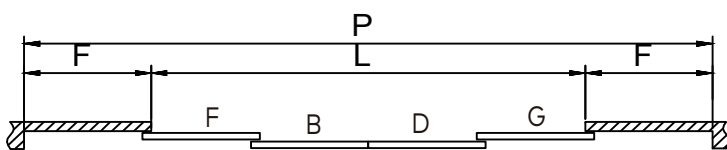
Zinc alloy floor guider  
(1413333)



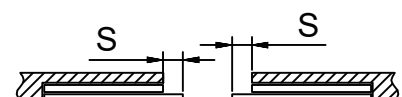
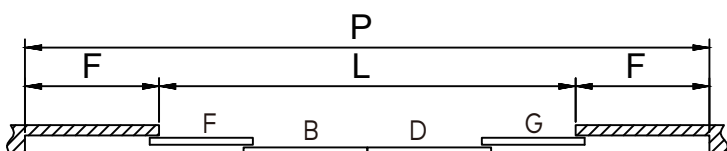
B / C / D / G = Doors    F = Fixed panels  
 Max. B/C = 1200mm    Max. P = 7200mm  
 Min. OL = 30mm (Consult for smaller OL,  
 recommended OL = 45mm)

- ① Track Length =  $P - 60$
- ②  $G = (P + 4 \cdot OL - 60) / 6$
- ③  $B = C = D = G$
- ④  $F = G + 30$
- ⑤  $L = P - 2 \cdot F$

### Level Installation



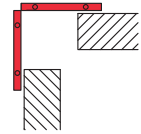
### Overlap Installation



- ① Track Length =  $P - 60$
- ②  $G = (P - 2S + 4 \cdot OL - 60) / 6$
- ③  $B = G$      $C = D$      $D = G + S$
- ④  $F = G + 30$
- ⑤  $L = P - 2 \cdot F$

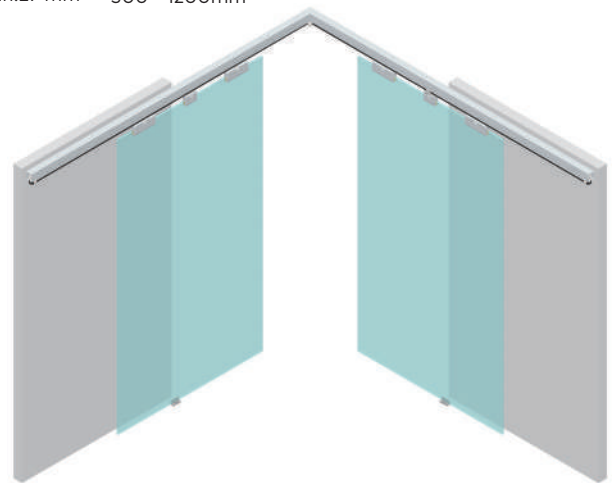
# justo SLIDE SL80

## SYNCHRO CORNER (1+1)



Max. 80 kg	Dormotion	32.2 x 42 mm	32.6 x 42.5 mm	40 x 43.5 mm	Min.27 mm	500 - 1200mm

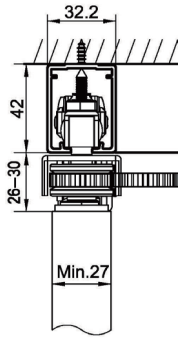
- ▶ This system allows to open and close 2 panels at installation angle ranging from 80-120 degree in a simultaneous synchronised way.
- ▶ Max. total closing width: 2400mm + 2400mm
- ▶ Doors width: 500 - 1200mm
- ▶ Doors thickness: min. 27mm
- ▶ Compatible with all SL80 tracks and dormotions.
- ▶ Can be also installed with front assembly brackets (1413326), mortise brackets with locking device (1413327) and zinc alloy guide for frameless glass doors (1413333).



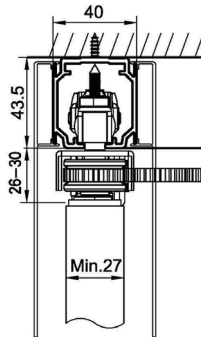
Item code	Description	Picture
1413404	SL80 SY-C-T timber door Synchro Corner for 1.2m panels ready for adding dormotion with ABS floor guider	
1413405	SL80 SY-C-T timber door Synchro Corner for 1.2m panels ready for adding dormotion with SS floor guider with wheel for metal frame panels	
1413406	SL80 SY-C-G frameless glass door Synchro Corner for 1.2m panels ready for adding dormotion with ABS floor guider for frameless glass door	

# Technical Drawings

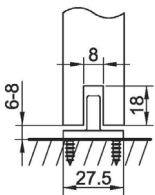
No pelmet cover track  
(1413300 / 01 / 02 / 03)



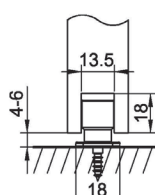
Pelmet cover ready track



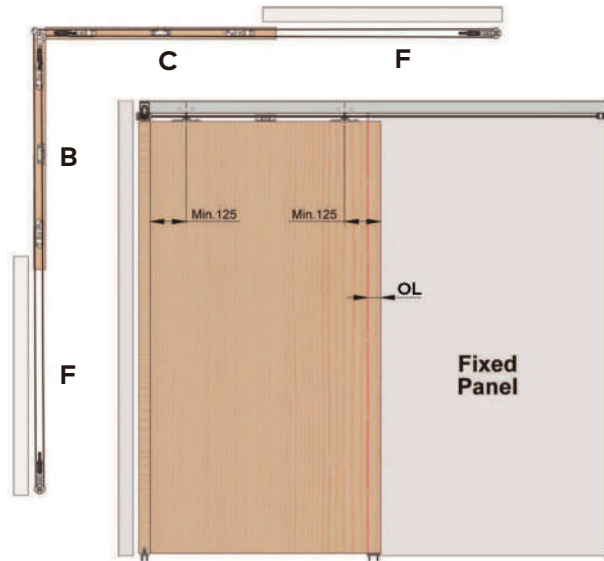
ABS floor guider  
(1413320)



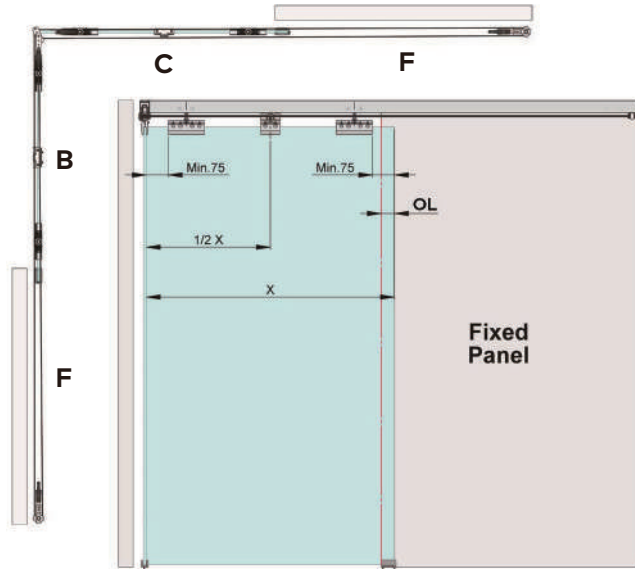
SS floor guider with wheel  
(1413332)



1413404 / 1413405

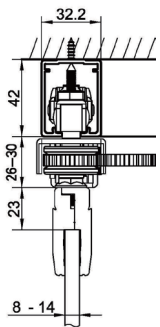


1413406

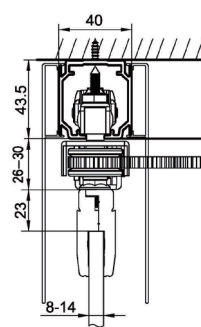


B = C = Doors      F = Fixed panels  
 Max. B/C = 1200mm      Max. P1/P2 = 2400mm  
 Min. OL = 30mm (Consult for smaller OL,  
 recommended OL = 45mm)

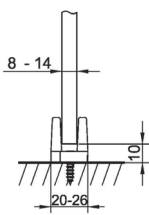
No pelmet cover track  
(1413300 / 01 / 02 / 03)



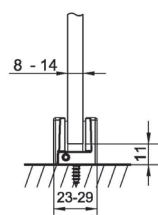
Pelmet cover ready track



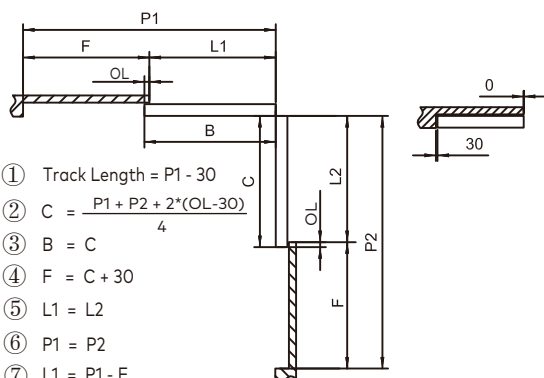
ABS floor guider  
(1400269)



Zinc alloy floor guider  
(1413333)

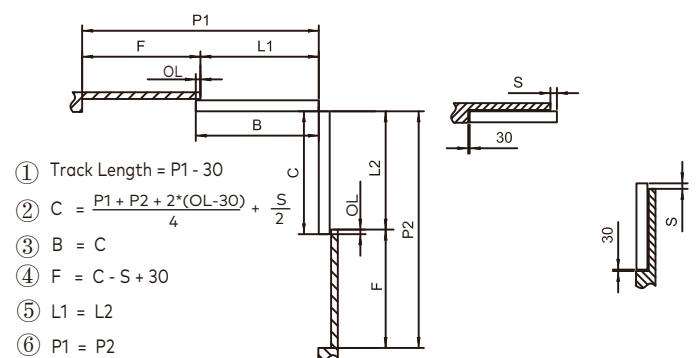


## Level Installation



- ① Track Length = P1 - 30
- ②  $C = \frac{P1 + P2 + 2*(OL-30)}{4}$
- ③ B = C
- ④ F = C + 30
- ⑤ L1 = L2
- ⑥ P1 = P2
- ⑦ L1 = P1 - F
- ⑧ L2 = P2 - F

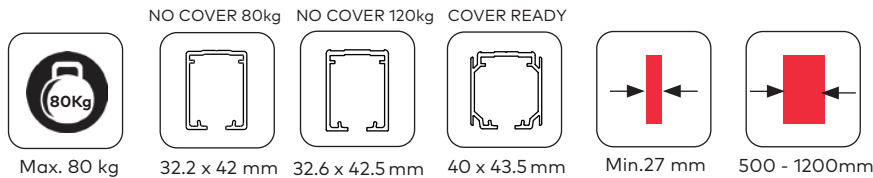
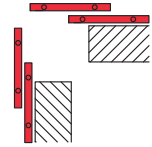
## Overlap Installation



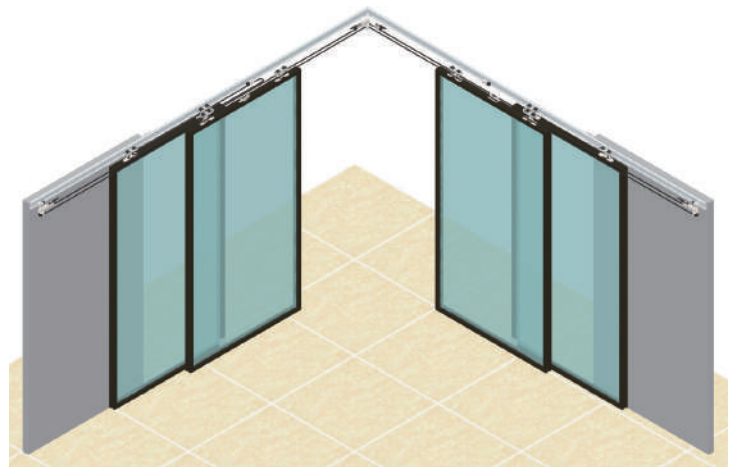
- ① Track Length = P1 - 30
- ②  $C = \frac{P1 + P2 + 2*(OL-30)}{4} + \frac{S}{2}$
- ③ B = C
- ④ F = C - S + 30
- ⑤ L1 = L2
- ⑥ P1 = P2
- ⑦ L1 = P1 - F
- ⑧ L2 = P2 - F

# justo SLIDE SL80

## SYNCHRO CORNER (2+2)



- ▶ This system allows to open and close 4 panels at installation angle ranging from 80-120 degree in a simultaneous synchronised way.
- ▶ Max. total closing width: 3600mm + 3600mm
- ▶ Doors width: 500 - 1200mm
- ▶ Doors thickness: min. 27mm
- ▶ Compatible with all SL80 tracks and dormotions.
- ▶ Can be also installed with front assembly brackets (1413326), mortise brackets with locking device (1413327) and zinc alloy guide for frameless glass doors (1413333).

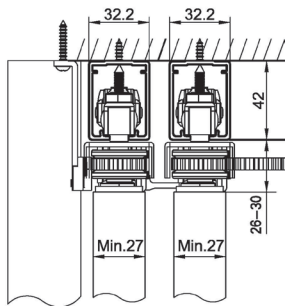


Item code	Description	Picture
1413410	SL80 TE2-SY-C-T timber door Synchro Corner for 1.2m panels ready for adding dormotion with ABS floor guider	
1413411	SL80 TE2-SY-C-T timber door Synchro Corner for 1.2m panels ready for adding dormotion with SS floor guider with wheel for metal frame panels	
1413412	SL80 TE2-SY-C-G frameless glass door Synchro Corner for 1.2m panels ready for adding dormotion with ABS floor guider for frameless glass door	

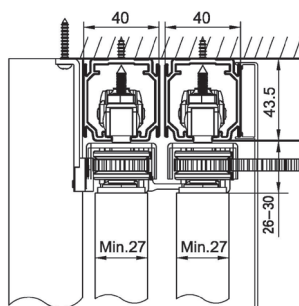


# Technical Drawings

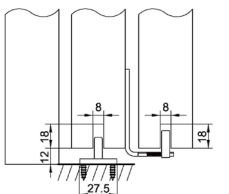
No pelmet cover track  
(1413300 / 01 / 02 / 03)



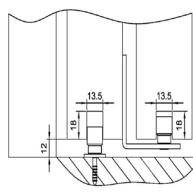
Pelmet cover ready track



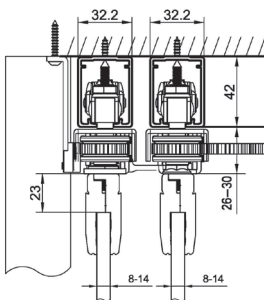
ABS floor guider  
(1413320)



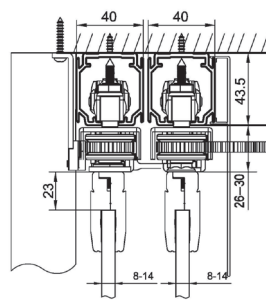
SS floor guider with wheel  
(1413332)



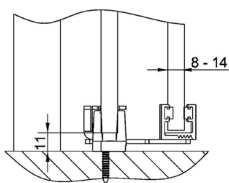
No pelmet cover track  
(1413300 / 01 / 02 / 03)



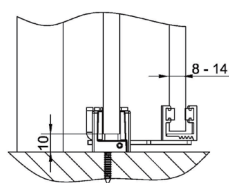
Pelmet cover ready track



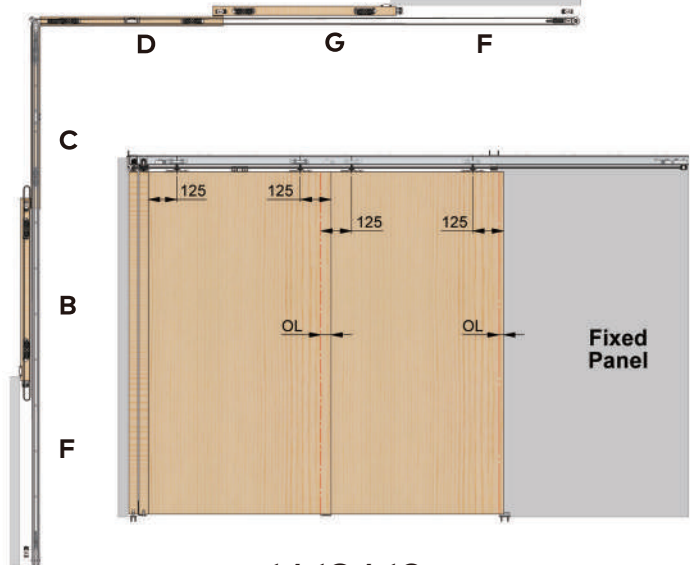
ABS floor guider  
(1400269)



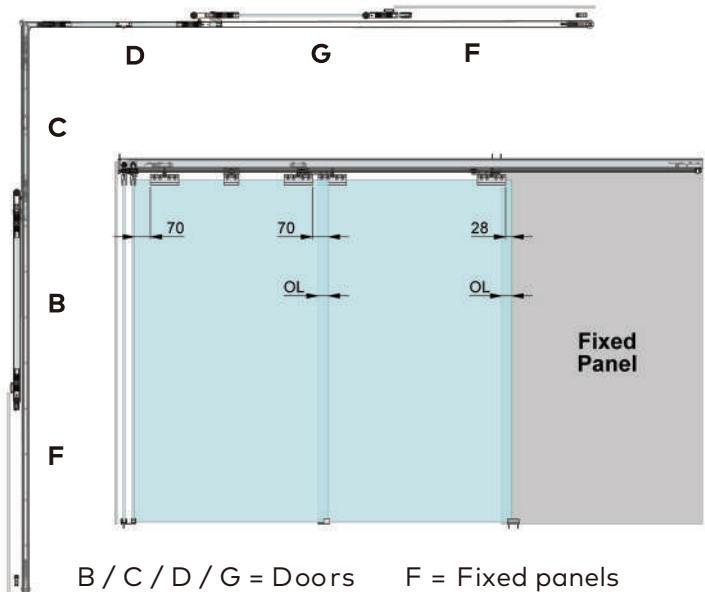
Zinc alloy floor guider  
(1413333)



1413410 / 1413411

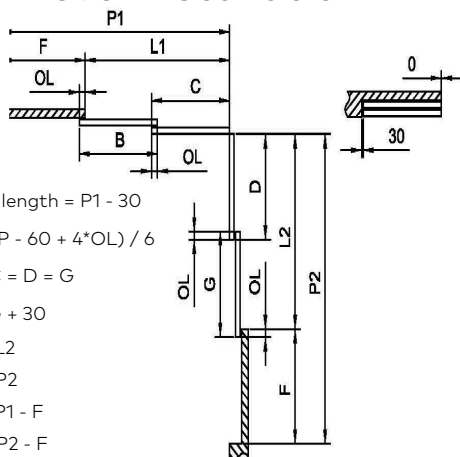


1413412



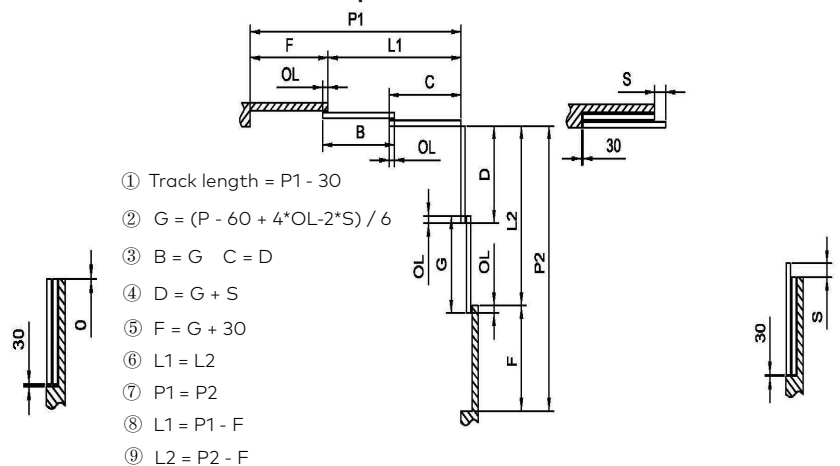
B / C / D / G = Doors    F = Fixed panels  
 Max. B/C = 1200mm    Max. P1/P2 = 3600mm  
 Min. OL = 30mm (Consult for smaller OL,  
 recommended OL = 45mm)

## Level Installation



- ① Track length = P1 - 30
- ②  $G = (P - 60 + 4 \cdot OL) / 6$
- ③ B = C = D = G
- ④ F = G + 30
- ⑤ L1 = L2
- ⑥ P1 = P2
- ⑦ L1 = P1 - F
- ⑧ L2 = P2 - F

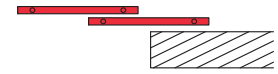
## Overlap Installation


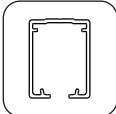
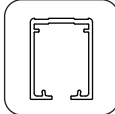
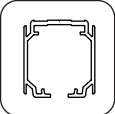

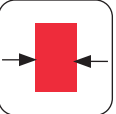


- ① Track length = P1 - 30
- ②  $G = (P - 60 + 4 \cdot OL - 2 \cdot S) / 6$
- ③ B = G    C = D
- ④ D = G + S
- ⑤ F = G + 30
- ⑥ L1 = L2
- ⑦ P1 = P2
- ⑧ L1 = P1 - F
- ⑨ L2 = P2 - F

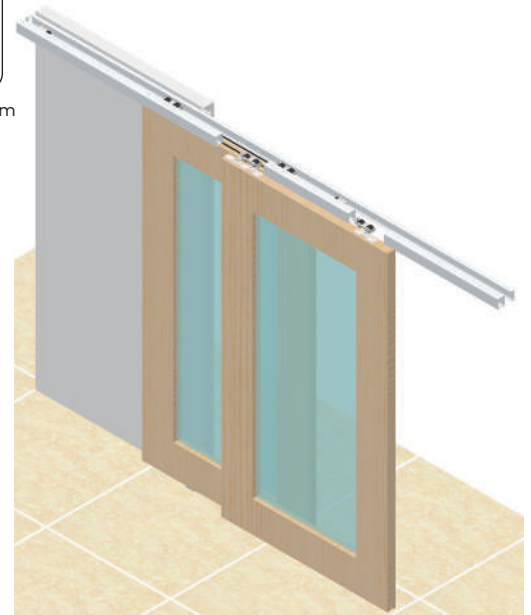
# justo SLIDE SL80

## TELESCOPIC (0+2)



					
Max. 80 kg	32.2 x 42 mm	32.6 x 42.5 mm	40 x 43.5 mm	Min. 27 mm	500 - 1200mm

- ▶ This system allows to open and close 2 panels in a progressive way with just 1 finger.
- ▶ Max. total closing width: 3600mm
- ▶ Doors width: 500 - 1200mm
- ▶ Doors thickness: min. 27mm
- ▶ Compatible with all SL80 tracks and dormotions.
- ▶ Can be also installed with front assembly brackets (1413326), mortise brackets with locking device (1413327) and zinc alloy guide for frameless glass doors (1413333).

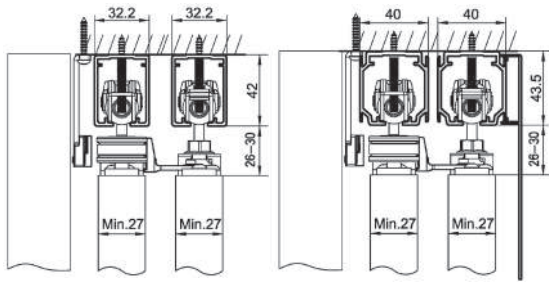


Item code	Description	Picture
1413413	SL80 TE2-T timber door telescopic for 1.2m panels ready for adding dormotion with ABS floor guider	
1413414	SL80 TE2-T timber door telescopic for 1.2m panels ready for adding dormotion with SS floor guider with wheel for metal frame panels	
1413415	SL80 TE2-G frameless glass door telescopic for 1.2m panels ready for adding dormotion with zinc alloy floor guider for frameless glass door	

# Technical Drawings

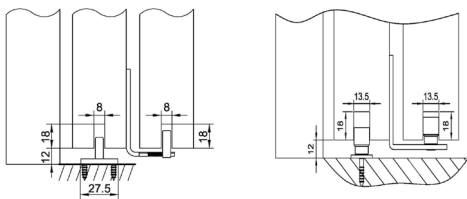
No pelmet cover track  
(1413300 / 01 / 02 / 03)

Pelmet cover ready track



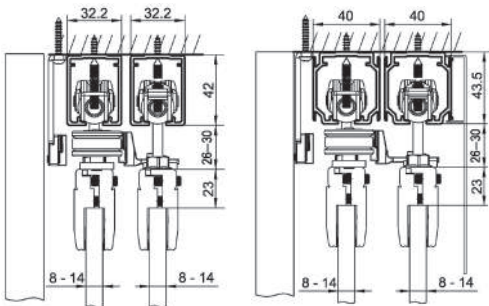
ABS floor guider  
(1413320)

SS floor guider with wheel  
(1413332)



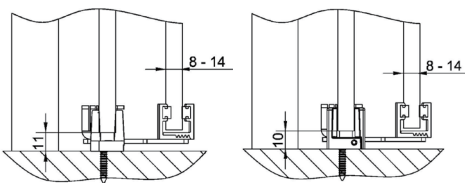
No pelmet cover track  
(1413300 / 01 / 02 / 03)

Pelmet cover ready track

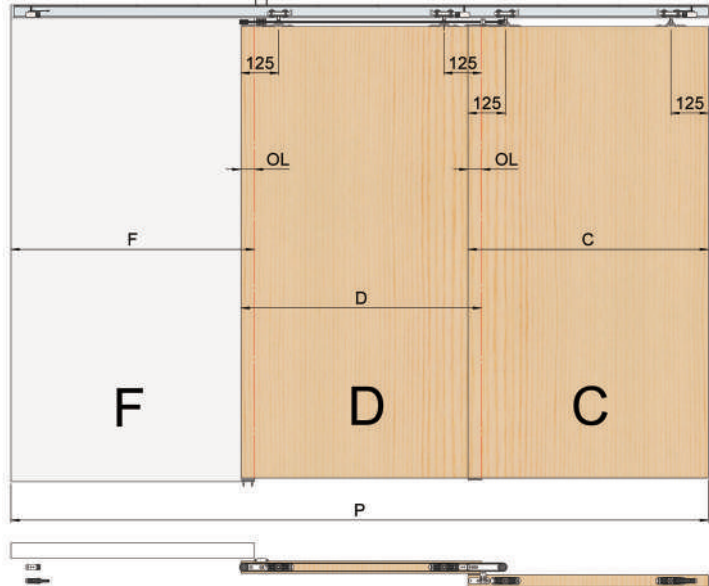


ABS floor guider  
(1400269)

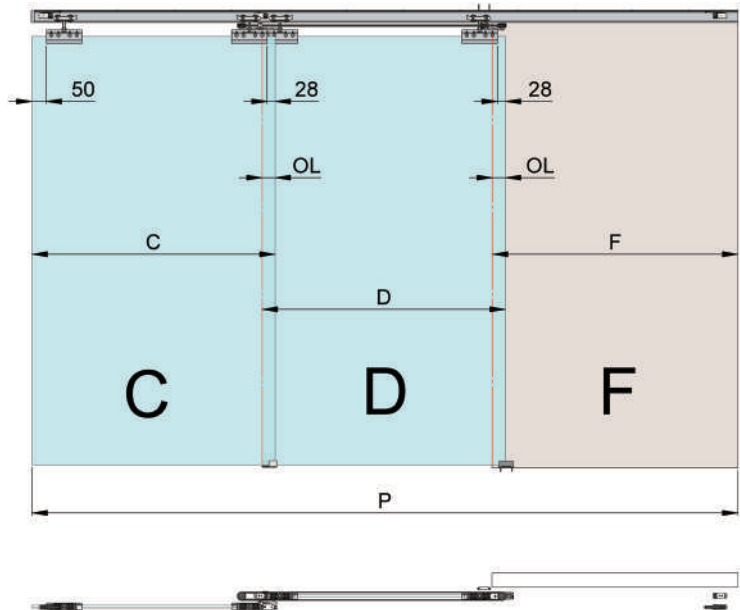
Zinc alloy floor guider  
(1413333)



1413413 / 1413414

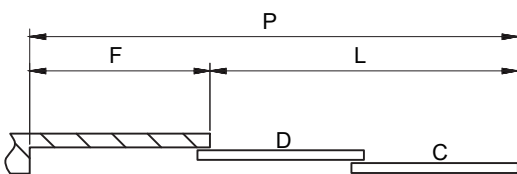


1413415

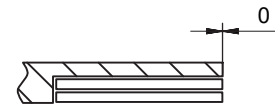


C / D = Doors      F = Fixed panel  
 Max. B/C = 1200mm    Max. P = 3600mm  
 Min. OL = 30mm (Consult for smaller OL,  
 recommended OL = 45mm)

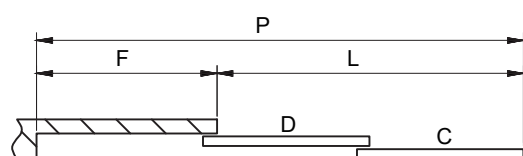
## Level Installation



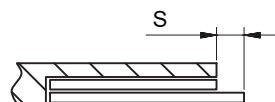
- ① Track Length = P - 10
- ②  $D = (P + 2 \cdot OL - 10) / 3$
- ③ C = D
- ④ F = D + 10
- ⑤ L = P - F



## Overlap Installation

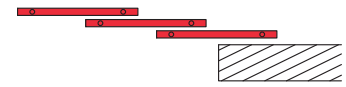


- ① Track Length = P - 10
- ②  $D = (P + 2 \cdot OL - 10 - S) / 3$
- ③ C = D + S
- ④ F = D + 10
- ⑤ L = P - F




# justo SLIDE SL80

## TELESCOPIC (0+3)



	NO COVER 80kg	NO COVER 120kg	COVER READY		
Max. 80 kg	32.2 x 42 mm	32.6 x 42.5 mm	40 x 43.5 mm	Min. 27 mm	500 - 1200mm

- ▶ This system allows to open and close 3 panels in a progressive way with just 1 finger.
- ▶ Max. total closing width: 4800mm
- ▶ Doors width: 500 - 1200mm
- ▶ Doors thickness: min. 27mm
- ▶ Compatible with all SL80 tracks and dormotions.
- ▶ Can be also installed with front assembly brackets (1413326), mortise brackets with locking device (1413327) and zinc alloy frameless glass doors (1413333).

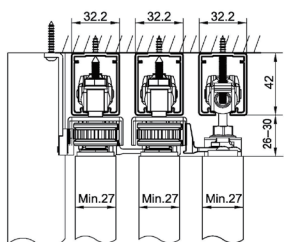


Item code	Description	Picture
1413416	SL80 TE3-T timber door telescopic for 1.2m panels ready for adding dormotion with ABS floor guider	
1413417	SL80 TE3-T timber door telescopic for 1.2m panels ready for adding dormotion with SS floor guider with wheel for metal frame panels	
1413418	SL80 TE3-G frameless glass door telescopic for 1.2m panels ready for adding dormotion with zinc alloy floor guider for frameless glass door	

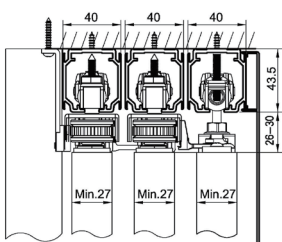
# Technical Drawings

## 1413416 / 1413417

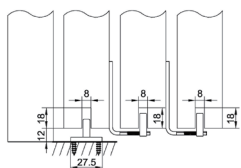
No pelmet cover track  
(1413300 / 01 / 02 / 03)



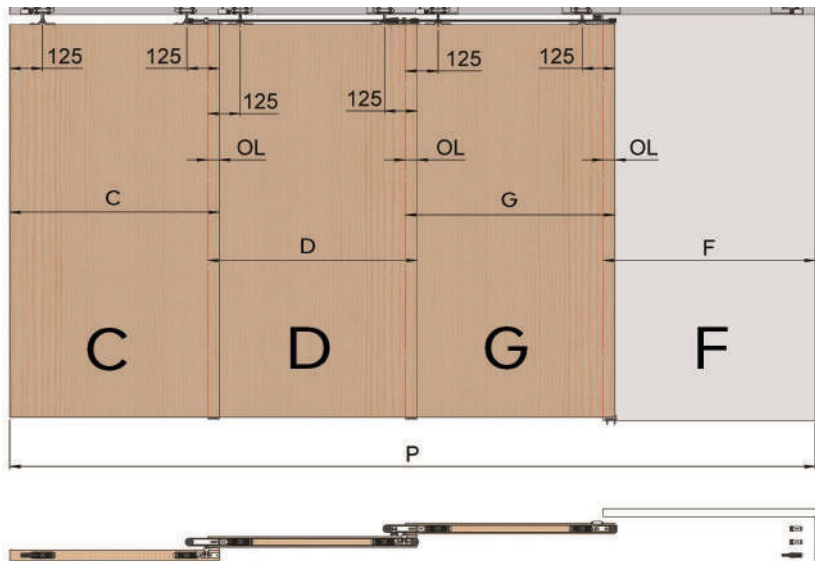
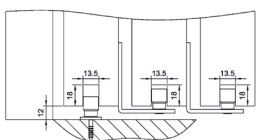
Pelmet cover ready track



ABS floor guider  
(1413320)

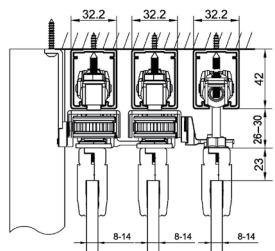


SS floor guider with wheel  
(1413332)

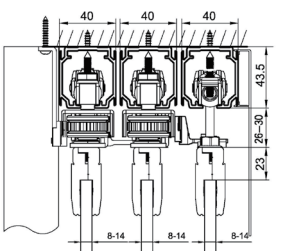


## 1413418

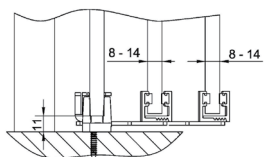
No pelmet cover track  
(1413300 / 01 / 02 / 03)



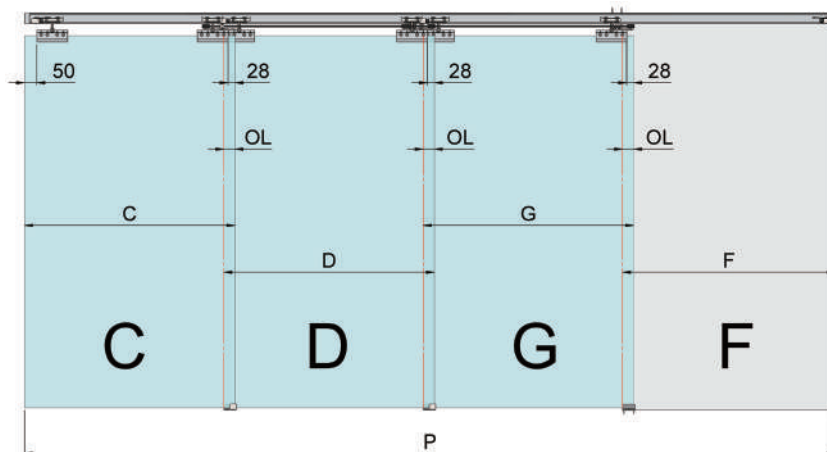
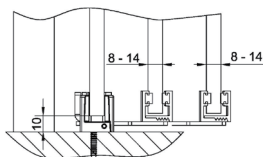
Pelmet cover ready track



ABS floor guider  
(1400269)



Zinc alloy floor guider  
(1413333)



C / D / G = Doors

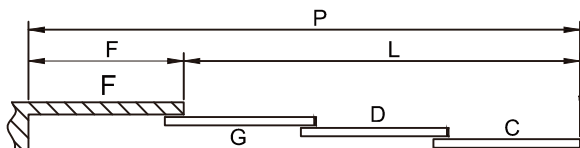
F = Fixed panel

Max. C / D / G = 1200mm

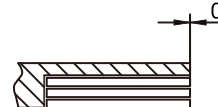
Max. P = 4800mm

Min. OL = 30mm (Consult for smaller OL, recommended OL = 45mm)

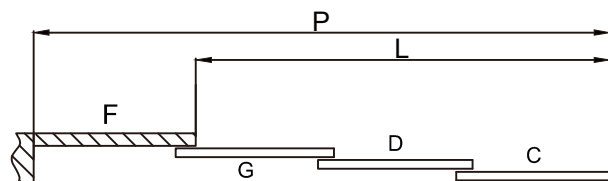
### Level Installation



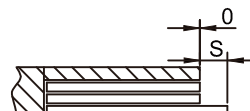
- ① Track Length = P - 10
- ②  $G = (P + 3 \cdot OL - 10) / 4$
- ③ C = D = G
- ④ F = G + 10
- ⑤ L = P - F



### Overlap Installation

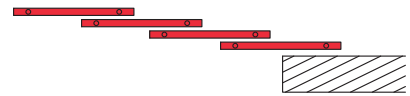


- ① Track Length = P - 10
- ②  $D = (P + 3 \cdot OL - 10 - S) / 4$
- ③ D = G    C = G + S
- ④ F = G + 10
- ⑤ L = P - F



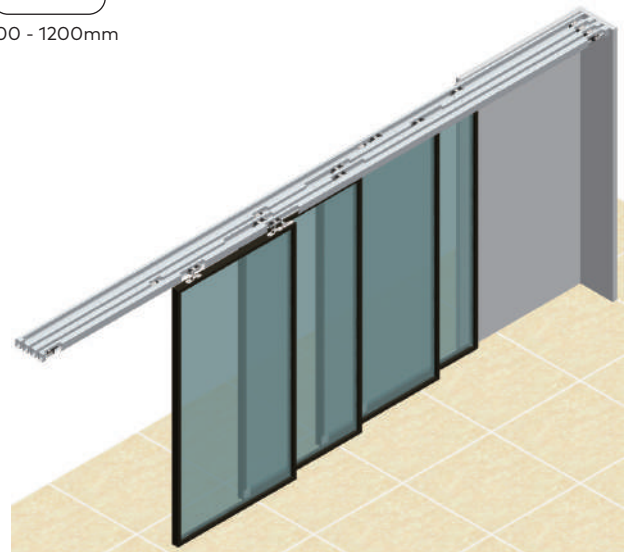
# justo SLIDE SL80

## TELESCOPIC (0+4)



	NO COVER 80kg	NO COVER 120kg	COVER READY		
Max. 80 kg	32.2 x 42 mm	32.6 x 42.5 mm	40 x 43.5 mm	Min.27 mm	500 - 1200mm

- ▶ This system allows to open and close 4 panels in a progressive way with just 1 finger.
- ▶ Max. total closing width: 6000mm
- ▶ Doors width: 500 - 1200mm
- ▶ Doors thickness: min. 27mm
- ▶ Compatible with all SL80 tracks and dormotions.
- ▶ Can be also installed with front assembly brackets (1413326), mortise brackets with locking device (1413327) and zinc alloy frameless glass doors (1413333).



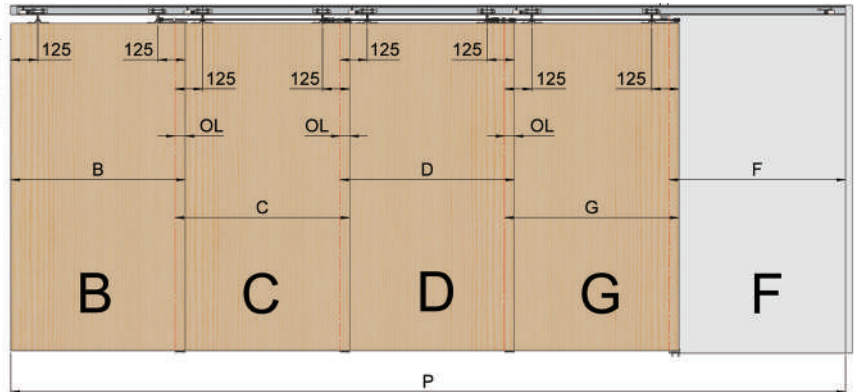
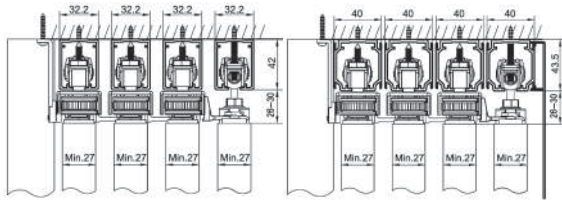
Item code	Description	Picture
1413419	SL80 TE4-T timber door telescopic for 1.2m panels ready for adding dormotion with ABS floor guider	
1413420	SL80 TE4-T timber door telescopic for 1.2m panels ready for adding dormotion with SS floor guider with wheel for metal frame panels	
1413421	SL80 TE4-G frameless glass door telescopic for 1.2m panels ready for adding dormotion with zinc alloy floor guider for frameless glass door	

# Technical Drawings

No pelmet cover track  
(1413300 / 01 / 02 / 03)

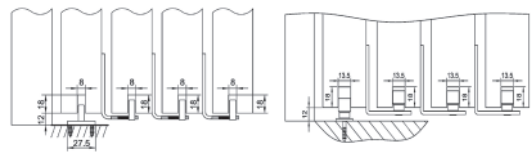
Pelmet cover ready track

1413419 / 1413420



ABS floor guider  
(1413320)

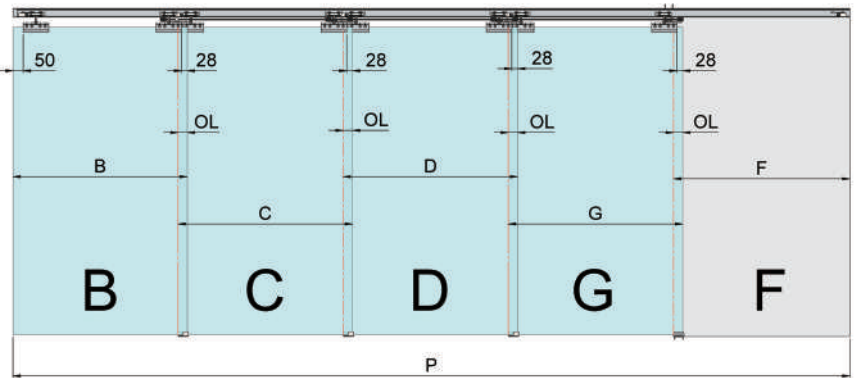
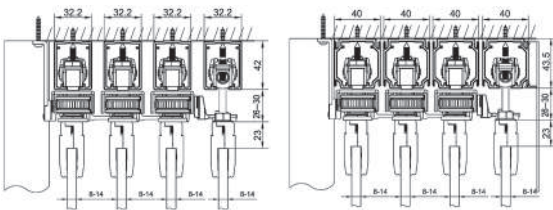
SS floor guider with wheel  
(1413332)



No pelmet cover track  
(1413300 / 01 / 02 / 03)

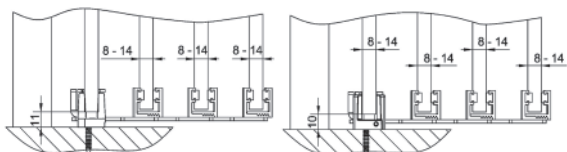
Pelmet cover ready track

1413421



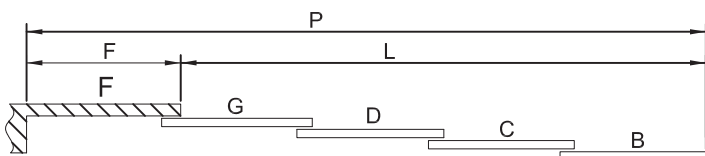
ABS floor guider  
(1400269)

Zinc alloy floor guider  
(1413333)

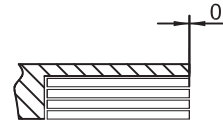


B / C / D / G = Doors      F = Fixed panel  
 Max. B / C / D / G = 1200mm      Max. P = 6000mm  
 Min. OL = 30mm (Consult for smaller OL,  
 recommended OL = 45mm)

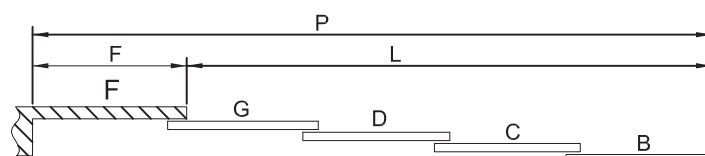
## Level Installation



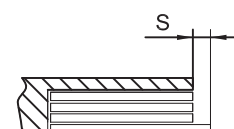
- ① Track Length =  $P - 10$
- ②  $B = (P + 4 \cdot OL - 10) / 5$
- ③  $B = C = D = G$
- ④  $F = G + 10$
- ⑤  $L = P - F$



## Overlap Installation

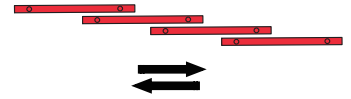



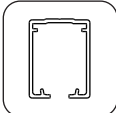
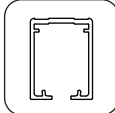
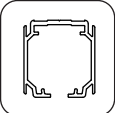

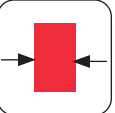
- ① Track Length =  $P - 10$
- ②  $D = (P + 4 \cdot OL - 10 - S) / 5$
- ③  $B = C + S$        $C = D = G$
- ④  $F = G + 10$
- ⑤  $L = P - F$



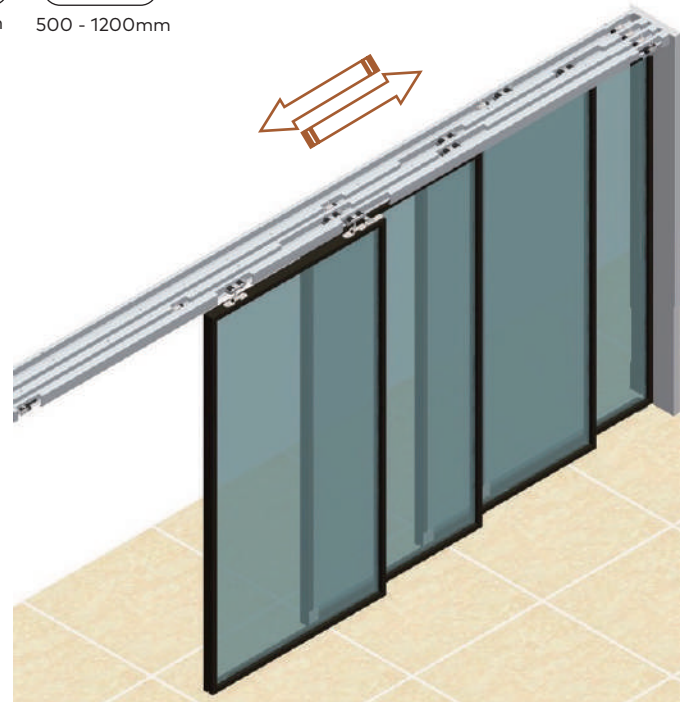
# justo SLIDE SL80

## TELESCOPIC DUAL (0+4)



					
Max. 80 kg	32.2 x 42 mm	32.6 x 42.5 mm	40 x 43.5 mm	Min. 27 mm	500 - 1200mm

- ▶ This system allows to open and close 4 panels in a progressive way with just 1 finger in two directions.
- ▶ Max. total closing width: 6000mm
- ▶ Doors width: 500 - 1200mm
- ▶ Doors thickness: min. 27mm
- ▶ Compatible with all SL80 tracks and dormotions.
- ▶ Can be also installed with front assembly brackets (1413326 mortise brackets with locking device (1413327) and zinc alloy frameless glass doors (1413333).




\*\* note – when moving the panels, at least one panel (extreme left or right panel) have to be locked down, to ensure better stability and user comfort.

Item code	Description	Picture
-----------	-------------	---------

1413461 SL80 TE4D-T timber door telescopic DUAL DIRECTION for 1.2m panels ready for adding dormotion with ABS floor guider



1413462 SL80 TE4D-T timber door telescopic DUAL DIRECTION for 1.2m panels ready for adding dormotion with SS floor guider with wheel for metal frame panels



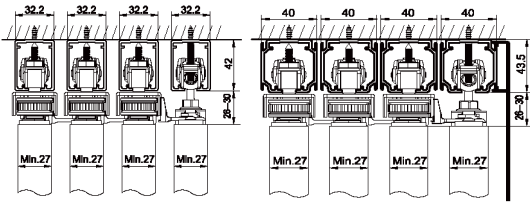


# Technical Drawings

1413461 / 1413462

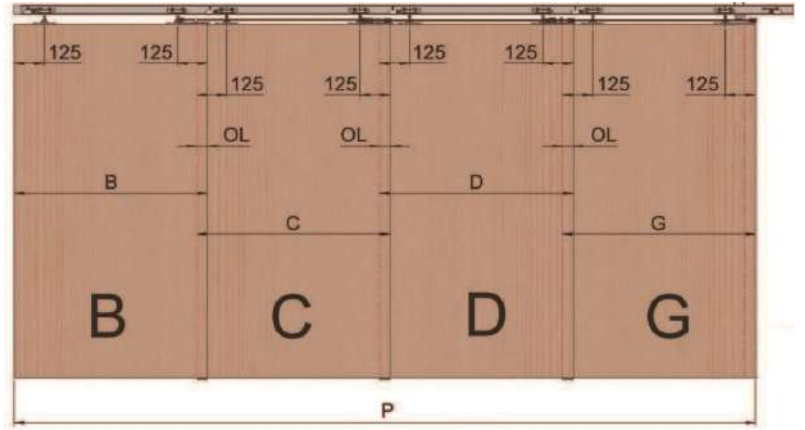
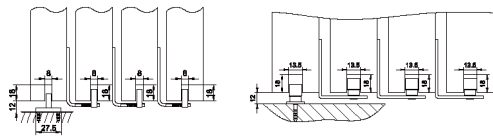
No pelmet cover track  
(1413300 / 01 / 02 / 03)

Pelmet cover  
ready track



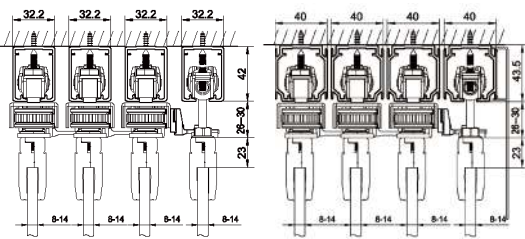
ABS floor guider  
(1413320)

SS floor guider with wheel  
(1413332)



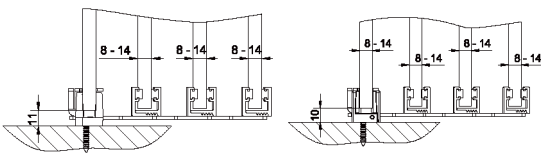
No pelmet cover track  
(1413300 / 01 / 02 / 03)

Pelmet cover  
ready track



ABS floor guider  
(1400269)

Zinc alloy floor guider  
(1413333)

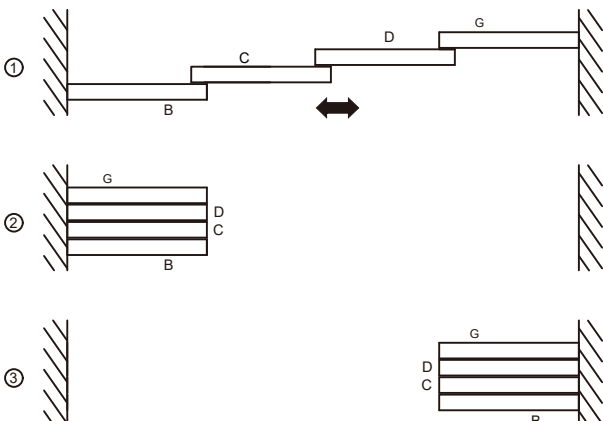


B / C / D / G = Doors

Max. P = 6000mm

Max. B / C / D / G = 1200mm

Min. OL = 100 mm



①  $B = (P + 3 \cdot OL) / 4$

②  $B = C = D = G$

# justo SLIDE SL120

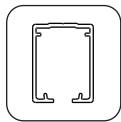


Max. 120 kg

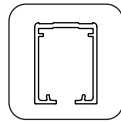


Dormotion

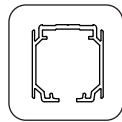
NO COVER 80kg NO COVER 120kg COVER READY



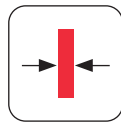
32.2 x 42 mm



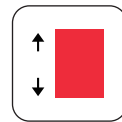
32.6 x 42.5 mm



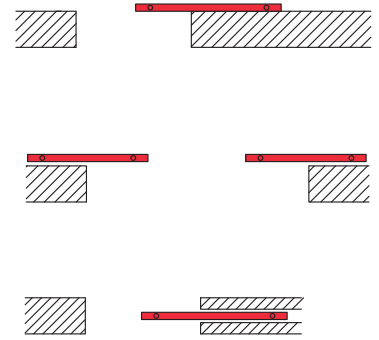
40 x 43.5 mm



Min.27 mm



±2 mm



## COMPLETE SLIDING SETS FOR TIMBER AND GLASS DOORS UP TO 120KG



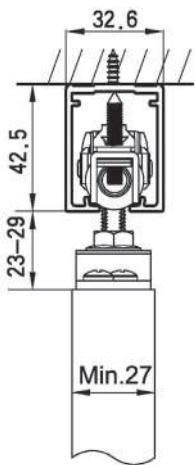
- ▶ Silent-running rollers with POM wheels highly resistant to abrasion.
- ▶ Silent block embedded in the roller for absorbing the irregularities of the profile.
- ▶ Min. door thickness: 27 mm
- ▶ Height adjustment: ± 3 mm
- ▶ Installation options and accessories:
  - Track with and without pelmet cover
  - Single and double dormotion
  - Side assembly standard brackets
  - Front assembly brackets
  - Mortise brackets with locking device for convenient and super fast installation on-site
  - L brackets for convenient and fast installation on-site
  - Concealed brackets for minimal gap between track and door
  - Clamps for frameless glass doors with front opening for easy and quick installation
  - Wheel floor guiders in plastic or zinc alloy body
  - Wall brackets for installation on wall

# Technical Drawings


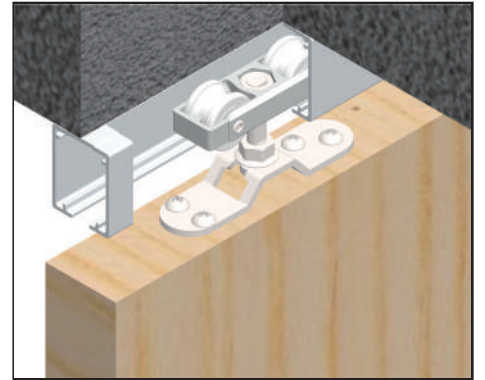
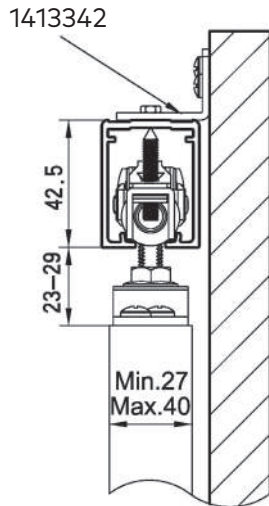
## justo SLIDE SL120 T Side Assembly Bracket (1413318)

### No pelmet cover track (1413304 / 05 / 06 / 07)

Ceiling installation

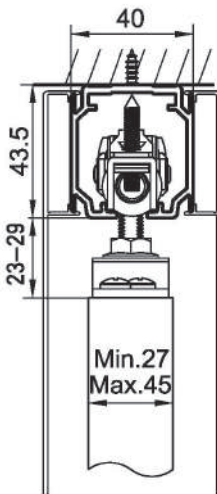


Wall installation

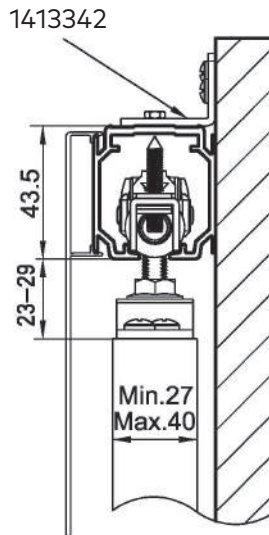


### Pelmet cover ready tracks

Ceiling installation

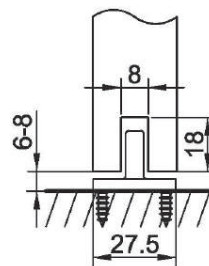


Wall installation

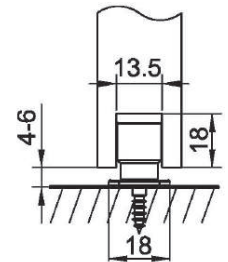


### Floor guiders

ABS floor guider (1413320)



SS floor guider with wheel (1413332)

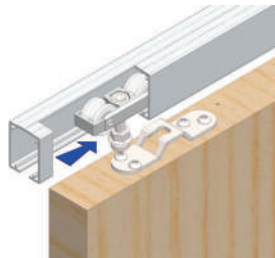


### Installation steps

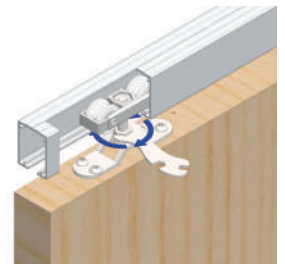
①



②



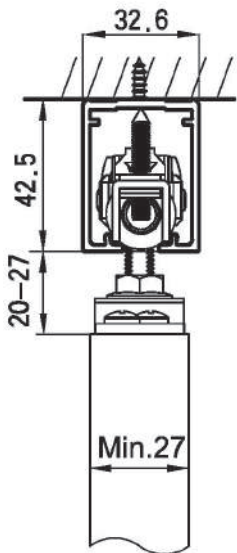
③



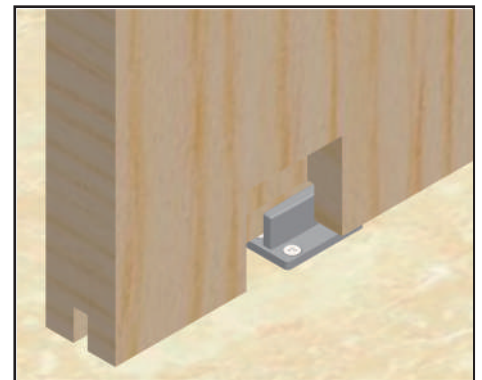
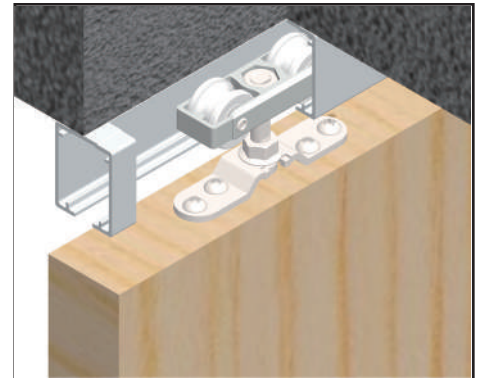
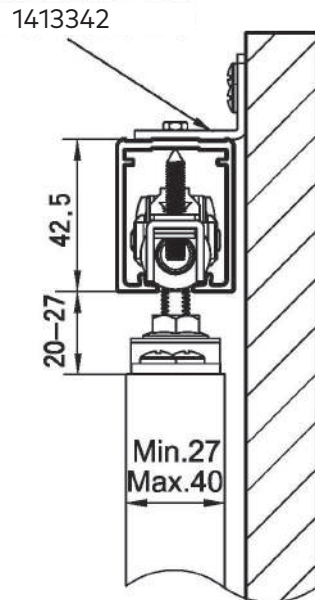
# justo SLIDE SL120 T Front Assembly Bracket (1413326)

No pelmet cover track (1413304 / 05 / 06 / 07)

Ceiling installation

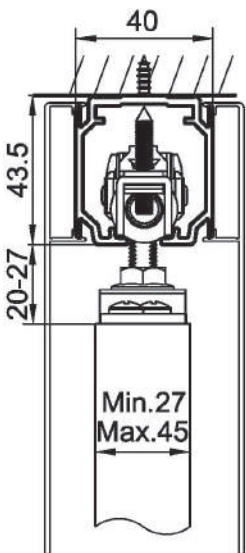


Wall installation

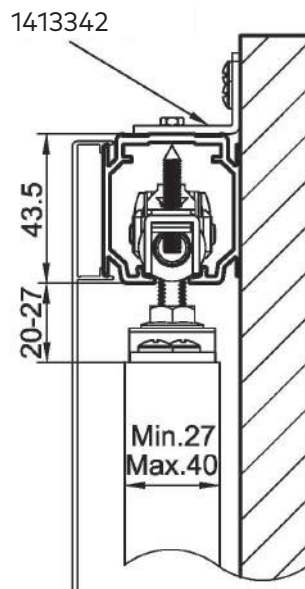


## Pelmet cover ready tracks

Ceiling installation

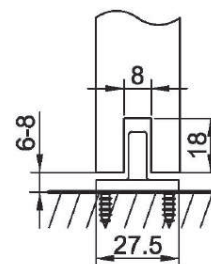


Wall installation

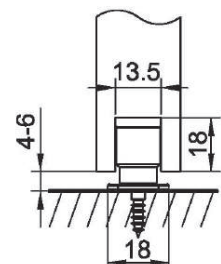


## Floor guiders

ABS floor guider (1413320)



SS floor guider with wheel (1413332)

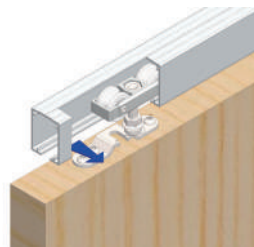


## Installation steps

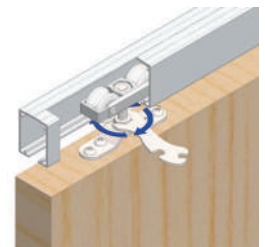
①



②



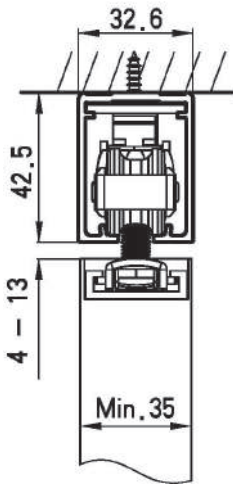
③



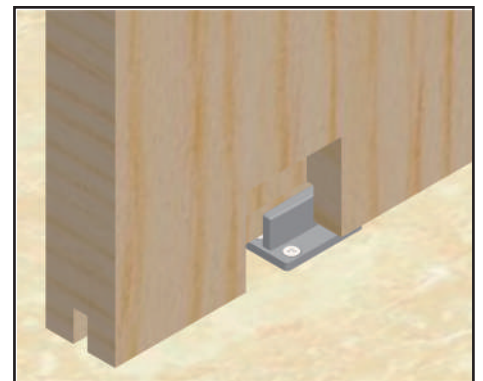
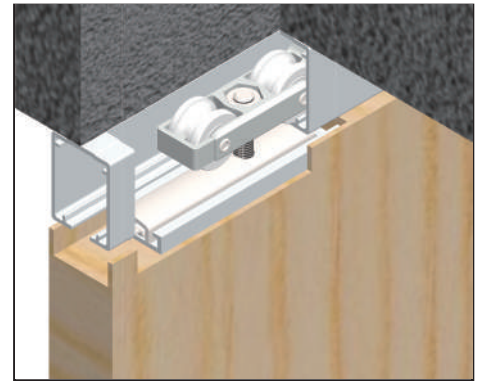
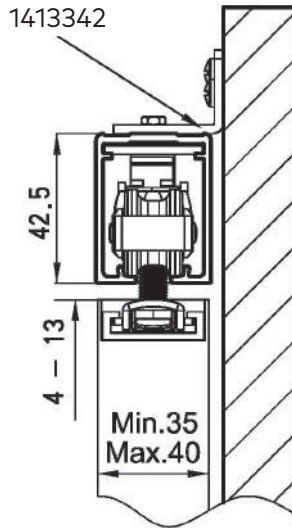
# justo SLIDE SL120 T Mortise Bracket with Locking Device (1413327)

## No pelmet cover track (1413304 / 05 / 06 / 07)

Ceiling installation

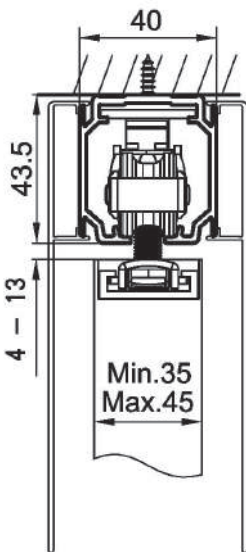


Wall installation

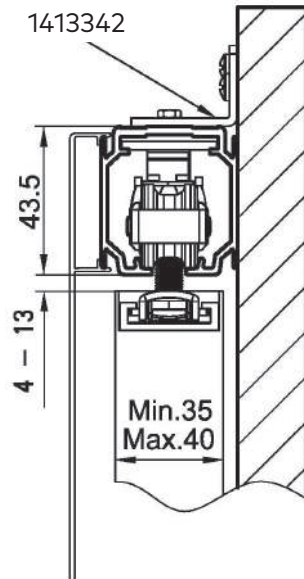


## Pelmet cover ready tracks

Ceiling installation

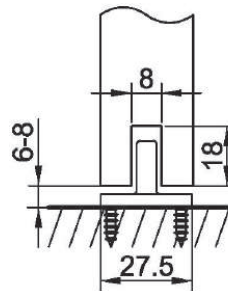


Wall installation

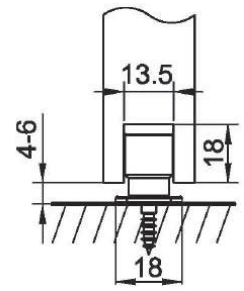


## Floor guiders

ABS floor guider (1413320)

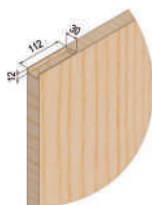


SS floor guider with wheel (1413332)

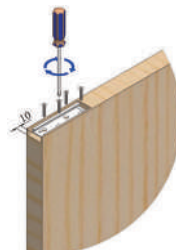


## Installation steps

①



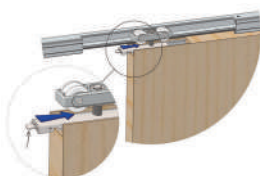
②



③



④



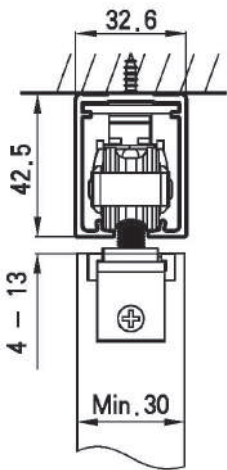
⑤




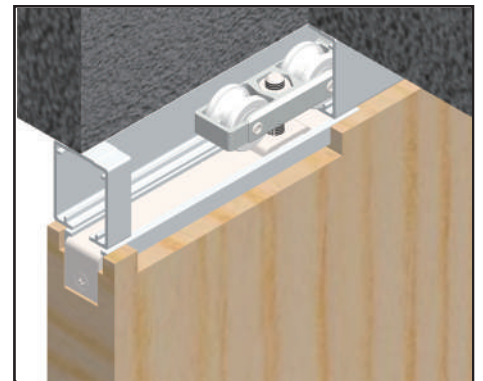
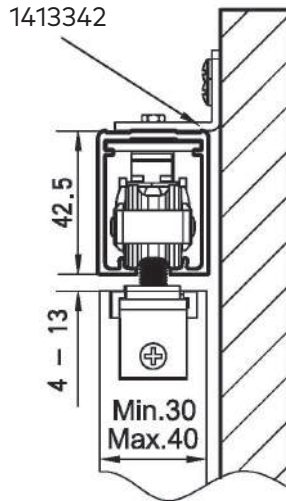
**justo SLIDE SL120 T L Bracket 150mm (1413328)** for rollers without dormotion  
**justo SLIDE SL120 T L Bracket 284mm (1413359)** for rollers with 120kg dormotion

**No pelmet cover track (1413304 / 05 / 06 / 07)**

Ceiling installation

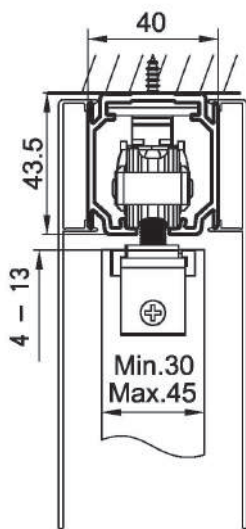


Wall installation

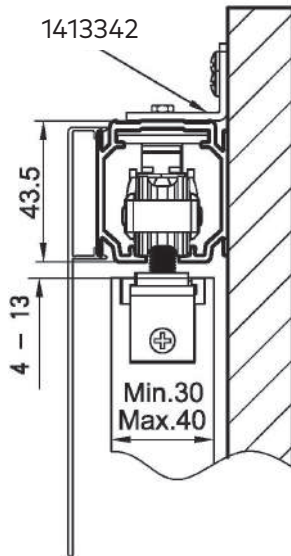


**Pelmet cover ready tracks**

Ceiling installation

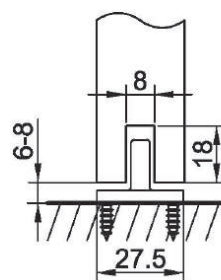


Wall installation

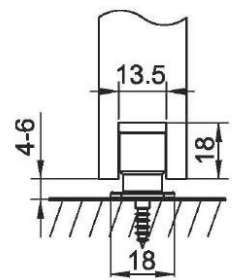


**Floor guiders**

ABS floor guider (1413320)

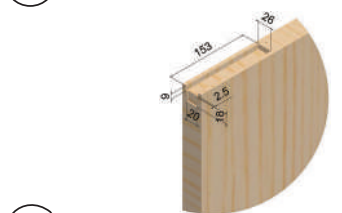


SS floor guider with wheel (1413332)

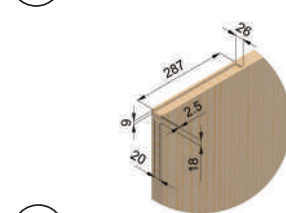


**Installation steps**


①.1 For 1413328



①.2 For 1413359



②



③



④



⑤

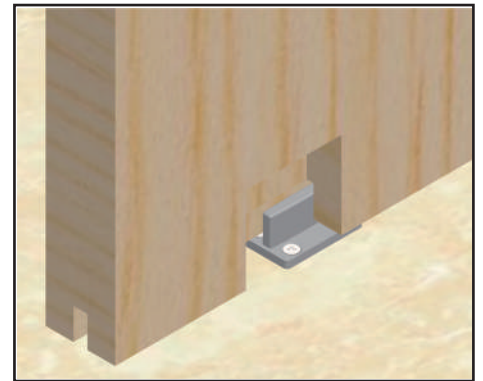
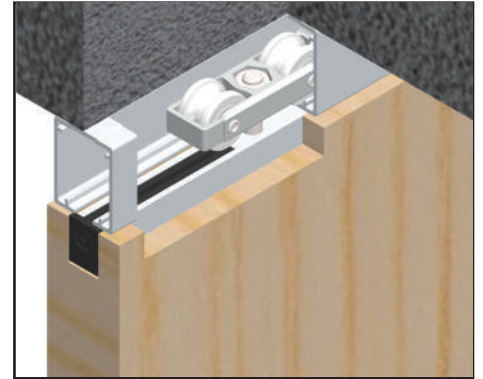
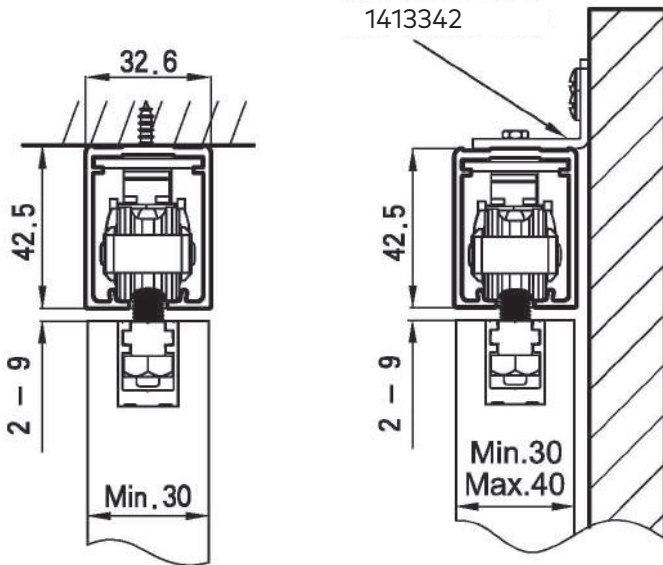


**justo SLIDE SL120 T Concealed Bracket for Minimal Gap (1413330)**

**No pelmet cover track (1413304 / 05 / 06 / 07)**

Ceiling installation

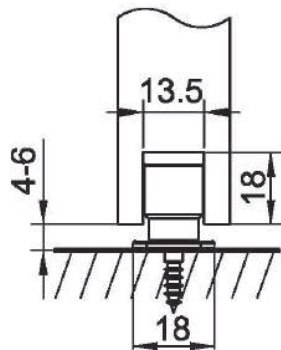
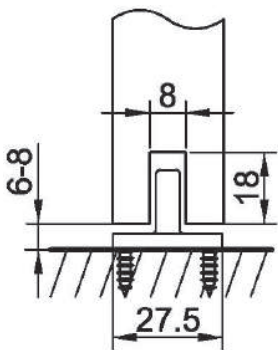
Wall installation



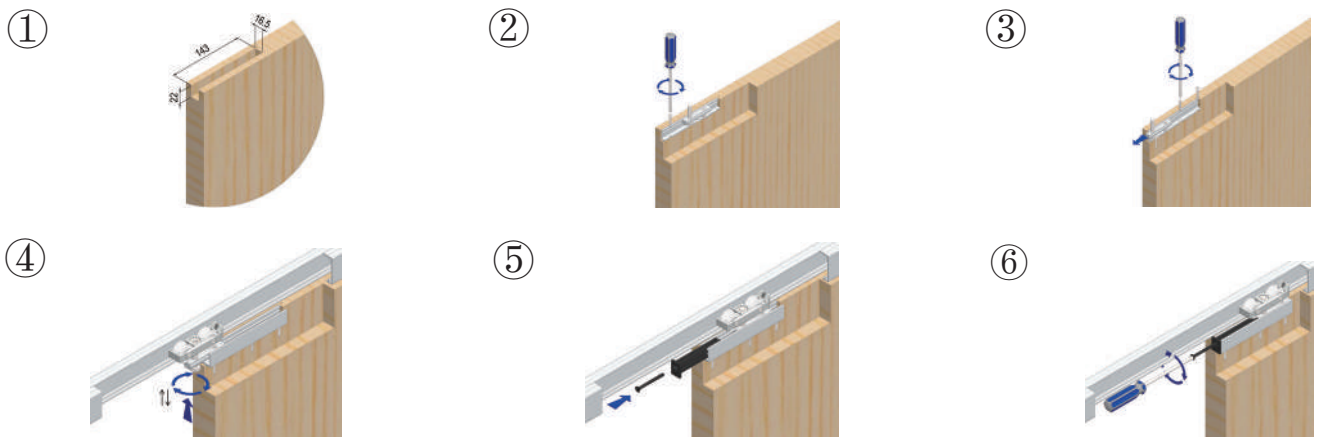
**Floor guiders**

ABS floor guider (1413320)

SS floor guider with wheel (1413332)



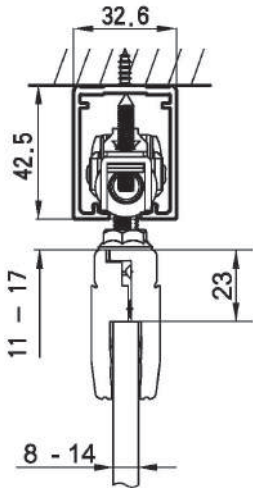
**Installation steps**




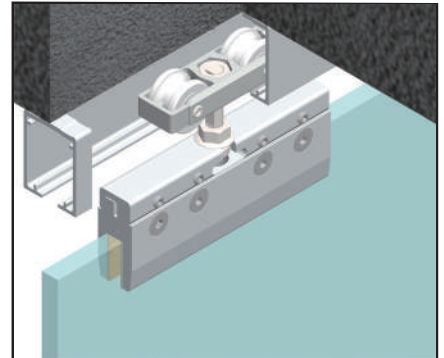
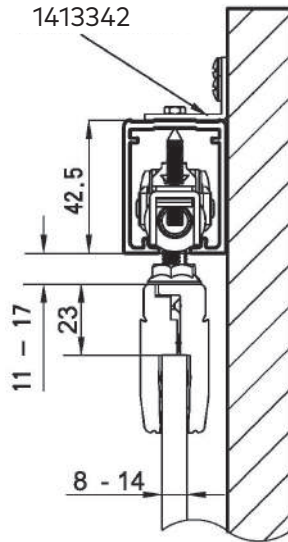
# justo SLIDE SL120 G F2 Front Open Clamp (1413350)

No pelmet cover track (1413304 / 05 / 06 / 07)

Ceiling installation

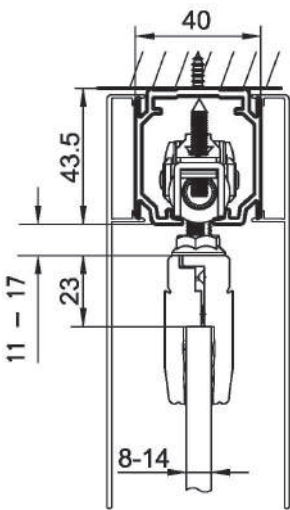


Wall installation

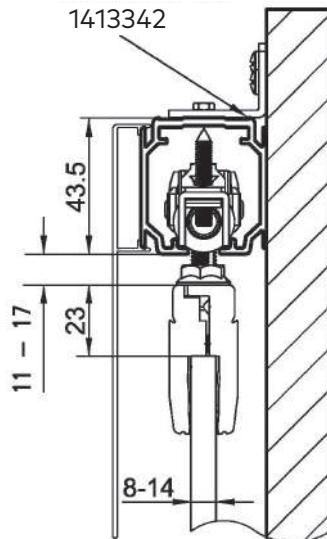


## Pelmet cover ready tracks

Ceiling installation

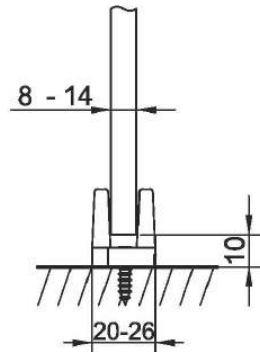


Wall installation

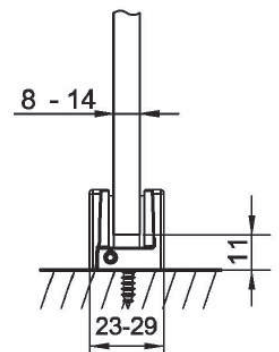


## Floor guiders

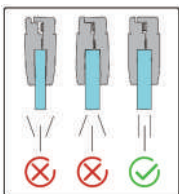
ABS floor guider (1400269)




Zinc alloy floor guider (1413333)



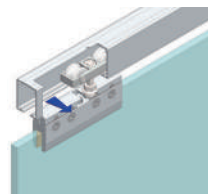
## Installation steps



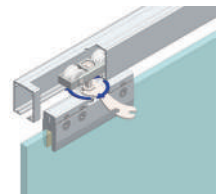
①



②



③








# justo SLIDE SL120

## COMPLETE SLIDING SETS FOR TIMBER AND GLASS DOORS UP TO 120KG

### No pelmet cover tracks





Item code	Description	Picture
1413304	80kg/120kg aluminum track silver anodised 2m	
1413305	80kg/120kg aluminum track silver anodised 3m	
1413306	80kg/120kg aluminum track silver anodised 4m	
1413307	80kg/120kg aluminum track silver anodised 6m	

### Pelmet cover ready tracks




Item code	Description	Picture
1413308	80kg/120kg silver anodised track pelmet cover ready 2m	
1413309	80kg/120kg silver anodised track pelmet cover ready 3m	
1413310	80kg/120kg silver anodised track pelmet cover ready 4m	
1413311	80kg/120kg silver anodised track pelmet cover ready 6m	
1413312	80kg/120kg Silver anodised pelmet cover 2m	
1413313	80kg/120kg Silver anodised pelmet cover 3m	
1413314	80kg/120kg Silver anodised pelmet cover 4m	
1413315	80kg/120kg Silver anodised pelmet cover 6m	

\*Note: Tracks with special size are also available if MOQ higher than 500m with the code of 1m track. (14133XX)  
 With 500m MOQ other finishings are possible in tracks and clamps (black anodised, gold anodised, black powder coated, white powder coated, etc.).

### Sliding door sets

Item code	Description	Picture
1413356	SL120 T Sliding system with side assembly bracket for 120kg timber doors	 1413357 x 1  1413318 x 1  1413319 x 1  1413320 x 1 <b>120kg roller    Side assembly bracket    Retaining stopper    Floor guide</b>







### Reinforced dormotions

Item code	Description	Picture	Piston stroke / dormotion min. width
1400252	120 kg timber / glass door Reinforced Dormotion unit, single		100 mm 800 mm
1413358	120 kg timber / glass door Reinforced Dormotion unit, double		100 mm 1380 mm
1400255	120 kg timber / glass door Reinforced Dormotion unit, double Compact		100 mm 1259 mm

\*Note: dormotion min. door width with side assembly brackets




# justo SLIDE SL120

## Door brackets

Item code	Description	Picture	dormotion Min door width		
			Single	Double	Compact
1413326	Set of <b>Front assembly brackets</b>		R: 795 mm	1380 mm	1259 mm
1413327	Complete set of <b>Mortise brackets with locking device</b>		R: 810 mm	1380 mm	1259 mm
1413328	Complete set of <b>L brackets 150mm</b> for SL50/SL80/SL120 roller without dormotion			N. A.	
1413359	Complete set of <b>L brackets 284mm</b> for SL120 roller with 120kg dormotion		R: 795 mm	1390 mm	N. A.
1413330	Set of <b>Concealed brackets for minimal gap</b>		R: 830 mm	1380 mm	N. A.
1413350	Set of <b>F2 Front open clamps</b> with ABS floor guider for frameless glass doors		R: 800 mm	1380 mm	1259 mm

\*Note: R = With Reinforced dormotion.

## Floor guiders

Item code	Description	Picture	Door thickness range
1413332	SS floor guider with wheel		min. 27 mm
1400269	ABS floor guider for frameless glass door		8 - 14 mm
1413333	Zinc alloy floor guide for frameless glass door		8 - 14 mm

# justo SLIDE SL120

## Other accessories

Item code	Description	Picture	Door thickness range
1413342	Set of 5 wall brackets for 1m of aluminum track		max. 40 mm
1413360	Set of 5 long wall brackets for 1m of aluminum track		max. 65 mm

## Self-Closer Accessory

- ▶ For SL80 and SL120.
- ▶ Retaining system allows the door to stay open for short periods of time if required.
- ▶ Recommended to add single dormotion for soft closing (as per below sketches and components lists).
- ▶ Self-closing system mechanically activated by an extendable nylon cable.
- ▶ Smooth and silent operation.
- ▶  $\Phi$ 3mm cord for  $\leq$  60 kg doors  
 $\Phi$ 4mm cord for 60 ~ 100 kg doors  
 $\Phi$ 4.5mm cord for 100 ~ 120 kg doors

### Installation for Timber Doors



#### Components list for 120kg timber doors

- 1413356 SL120 T complete set x 1
- 1400252 SL120 Single dormotion x 1
- **1413351 Self-closer accessories for timber doors x 1**

### Installation for Glass Doors



#### Components list for 120kg glass doors

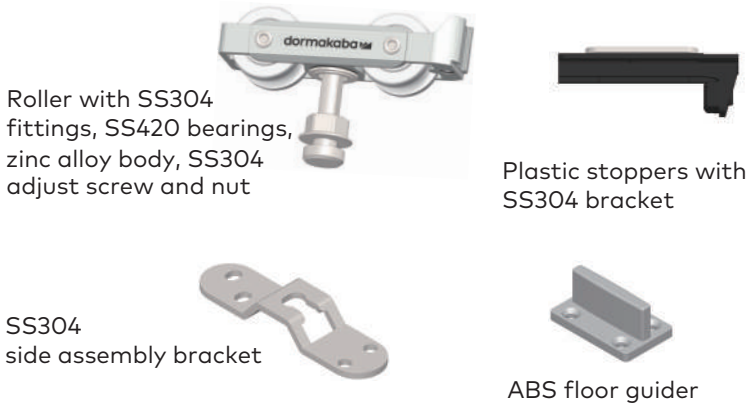
- 1413356 SL120 T complete set x 1
- 1400252 SL120 Single dormotion x 1
- **1413352 Self-closer accessories for glass doors x 1**

Item code	Description	Picture	Min door width	Door weight range
1413351	Mechanical self-closer accessories for timber doors set with adjust screws		R: 890 mm	40kg to 120kg.
1413352	Mechanical self-closer accessories for glass doors set with adjust screws		R: 860 mm	40kg to 120kg.

\*Note: R = With Reinforced dormotion.

# justo SLIDE SL120

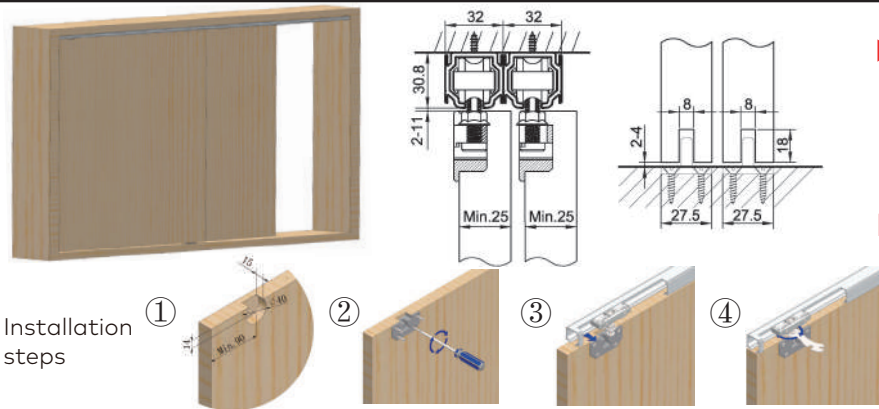
## NEW SL120 T Seaside Installation (SS Fittings)



- ▶ Sliding door system with SS and plastic fittings to stand corrosion in salty environment.
- ▶ dormotion with SS fittings can be produced on request.
- ▶ Compatible with SS floor guider with wheel (1413332) for installation in aluminum and metal doors.
- ▶ Compatible with F2 clamps which is already produced in aluminum and SS304.

Item code	Description	Picture
1413361	SL120 T Sliding Set Seaside Installation (SS Fittings) with Side Assembly Brackets for 120kg doors Note: Section drawings are the same as SL120 T Side assembly bracket (1413318)	
1413335	Retaining stopper in SS304 (MOQ 1000 units)	

## SL120 T for Wardrobes



- ▶ Sliding door system with flush front assembly bracket for wardrobes doors.
- ▶ Compatible with SS floor guider with wheel (1413332) for installation in aluminum and metal doors.
- ▶ Smooth and silent operation.





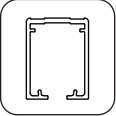
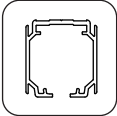


Item code	Description	Picture
1413362	120kg aluminum track silver anodised 2m	
1413363	120kg aluminum track silver anodised 3m	
1413364	120kg aluminum track silver anodised 4m	
1413365	120kg aluminum track silver anodised 6m	
1413366	SL120 T sliding set for 120 kg timber doors with flush front assembly brackets for wardrobes	
1413367	SL120 T sliding set for 120 kg timber doors with flush front assembly brackets for wardrobes ready for dormotion (compatible with all SL120 tracks and dormotions)	


\*Note: Pelmet covers available under request.

# justo SLIDE SL120




## SYNCHRO (1+1)



					
Max. 120 kg	Dormotion	32.6 x 42.5 mm	40 x 43.5 mm	Min.27 mm	500 - 1500mm



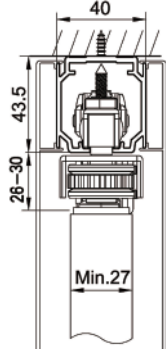
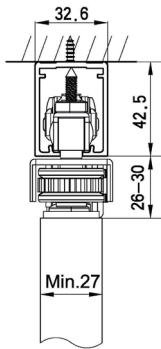
- ▶ This system allows to open and close 2 panels in a synchronised way with just 1 finger.
- ▶ Max. total closing width: 6000mm
- ▶ Doors width: 500 - 1500mm
- ▶ Doors thickness: min. 27mm
- ▶ Compatible with all SL120 tracks and dormotions.
- ▶ Can be also installed with front assembly brackets (1413326), mortise brackets with locking device (1413327) and zinc alloy guide for frameless glass doors (1413333).

Item code	Description	Picture
1413422	SL120 SY-T timber door synchro for 1.5m panels ready for adding dormotion with ABS floor guider	
1413423	SL120 SY-T timber door synchro for 1.5m panels ready for adding dormotion with SS floor guider with wheel for metal frame panels	
1413424	SL120 SY-G frameless glass door synchro for 1.5m panels ready for adding dormotion with ABS floor guider for frameless glass door	

# Technical Drawings

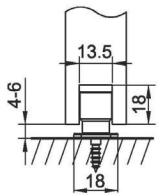
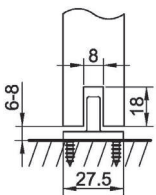
No pelmet cover track  
(1413304 / 05 / 06 / 07)

Pelmet cover  
ready track



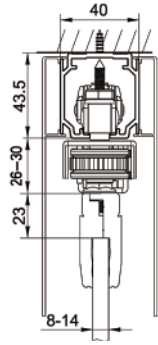
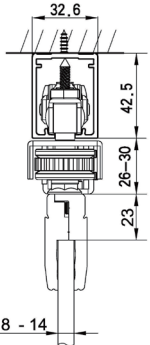
ABS floor guider  
(1413320)

SS floor guider with wheel  
(1413332)



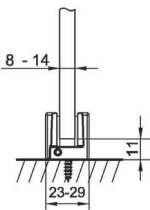
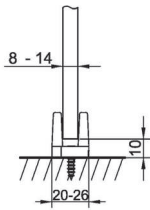
No pelmet cover track  
(1413304 / 05 / 06 / 07)

Pelmet cover  
ready track

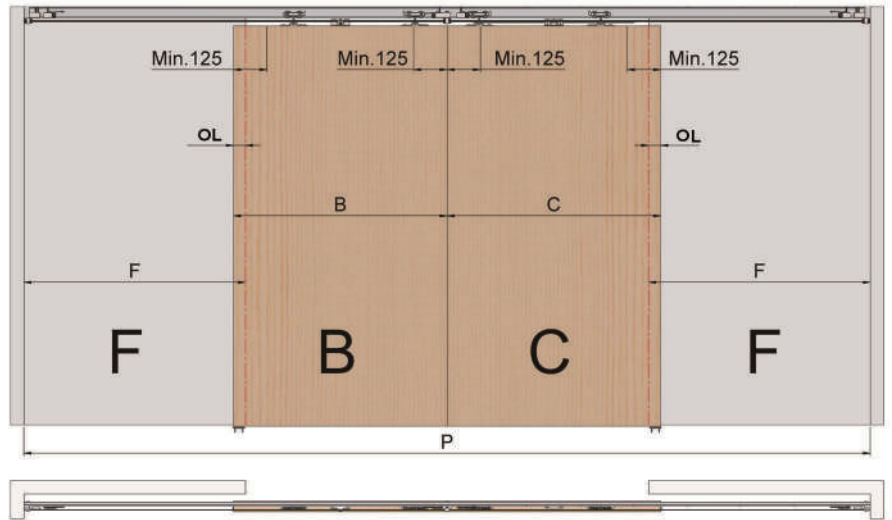


ABS floor guider  
(1400269)

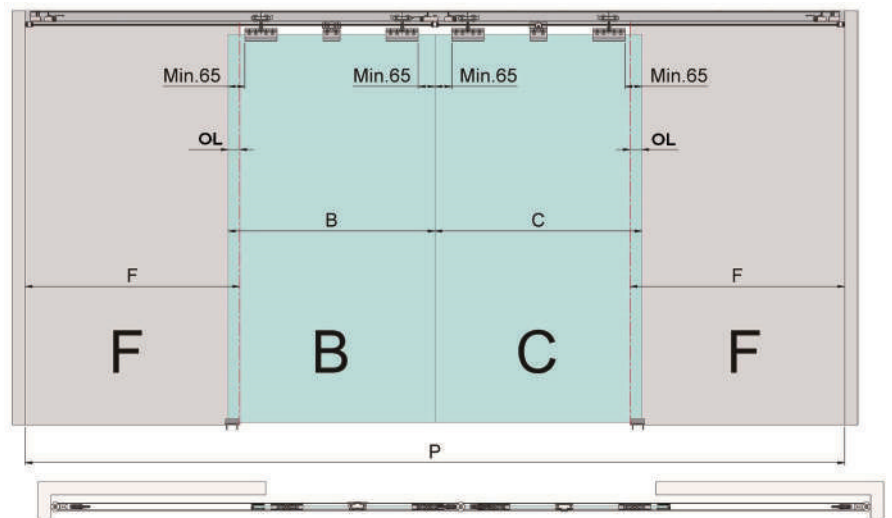
Zinc alloy floor guider  
(1413333)



1413422 / 1413423



1413424



B = C = Doors

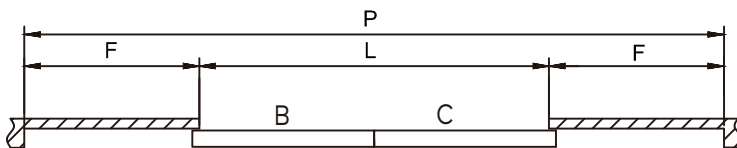
F = Fixed panels

Max. B/C = 1500mm

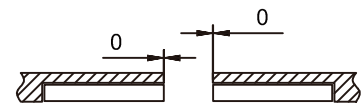
Max. P = 6000mm

Min. OL = 30mm (Consult for smaller OL,  
recommended OL = 45mm)

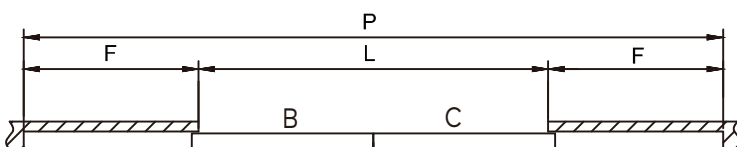
## Level Installation



- ① Track Length =  $P - 60$
- ②  $C = (P + 2 \cdot (OL - 30)) / 4$
- ③  $B = C$
- ④  $F = C + 30$
- ⑤  $L = P - 2 \cdot F$



## Overlap Installation



- ① Track Length =  $P - 60$
- ②  $C = (P + 2 \cdot (OL - 30)) / 4 + S / 2$
- ③  $B = C$   $S = 95$
- ④  $F = C - S + 30$
- ⑤  $L = P - 2 \cdot F$



# justo SLIDE SL120

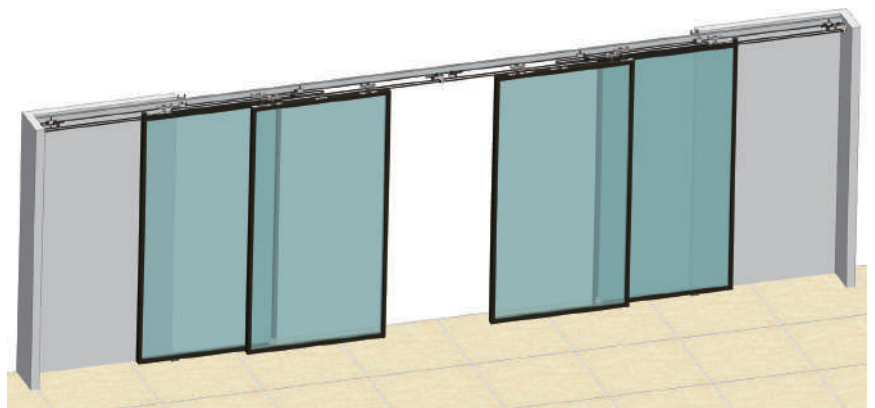
## SYNCHRO (2+2)



NO COVER 120kg COVER READY

Max. 120 kg    32.6 x 42.5 mm    40 x 43.5 mm    Min. 27 mm    500 - 1500mm

- ▶ This system allows to open and close 4 panels in a synchronised way with just 1 finger.
- ▶ Max. total closing width: 9000mm
- ▶ Doors width: 500 - 1500mm
- ▶ Doors thickness: min. 27mm
- ▶ Compatible with all SL120 tracks and dormotions.
- ▶ Can be also installed with front assembly brackets (1413326), mortise brackets with locking device (1413327) and zinc alloy guide for frameless glass doors (1413333).

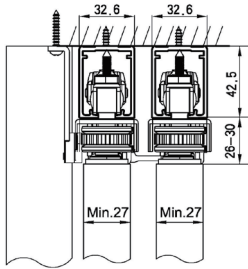


Item code	Description	Picture
1413428	SL120 TE2-SY-T timber door synchro for 1.5m panels ready for adding dormotion with ABS floor guider	
1413429	SL120 TE2-SY-T timber door synchro for 1.5m panels ready for adding dormotion with SS floor guider with wheel for metal frame panels	
1413430	SL120 TE2-SY-G frameless glass door synchro for 1.5m panels ready for adding dormotion with zinc alloy floor guider for frameless glass door	

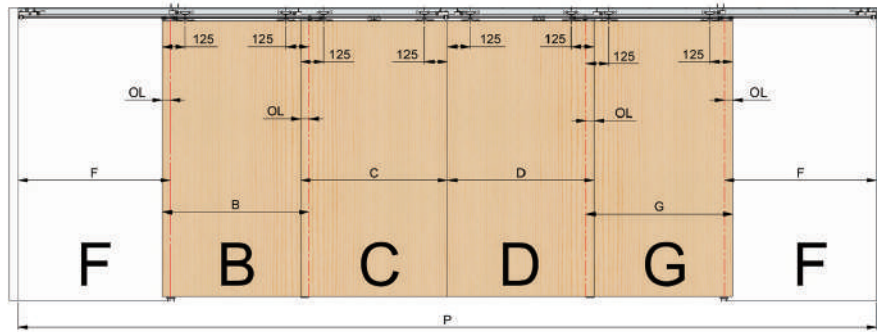
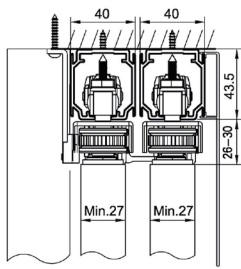
# Technical Drawings

## 1413428 / 1413429

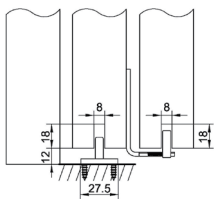
No pelmet cover track  
(1413304 / 05 / 06 / 07)



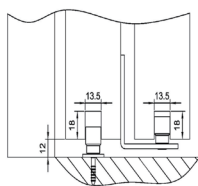
Pelmet cover ready track



ABS floor guider  
(1413320)

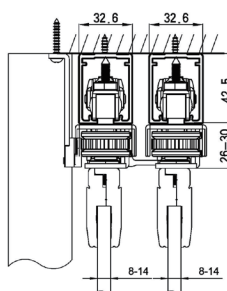


SS floor guider with wheel  
(1413332)

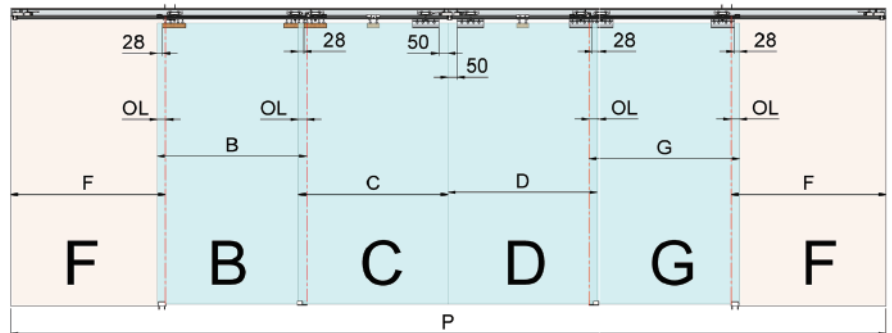
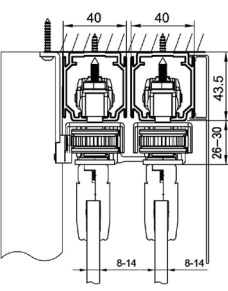


## 1413430

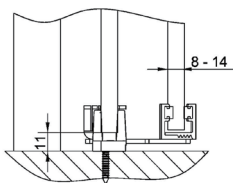
No pelmet cover track  
(1413304 / 05 / 06 / 07)



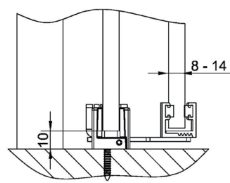
Pelmet cover ready track



ABS floor guider  
(1400269)

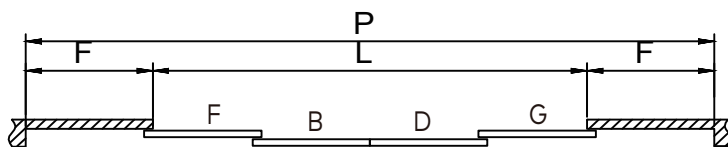


Zinc alloy floor guider  
(1413333)

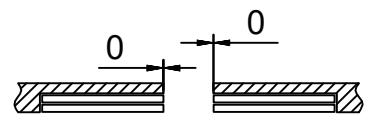


B / C / D / G = Doors      F = Fixed panels  
 Max. B/C = 1500mm      Max. P = 9000mm  
 Min. OL = 30mm (Consult for smaller OL,  
 recommended OL = 45mm)

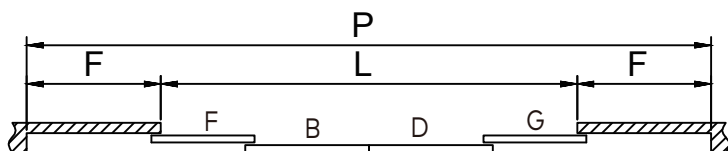
### Level Installation



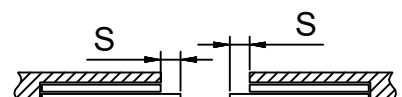
- ① Track Length =  $P - 60$
- ②  $G = (P + 4 \cdot OL - 60) / 6$
- ③  $B = C = D = G$
- ④  $F = G + 30$
- ⑤  $L = P - 2 \cdot F$



### Overlap Installation



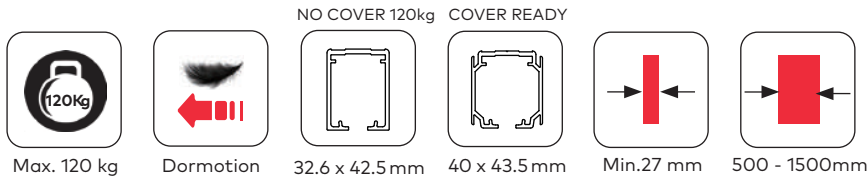
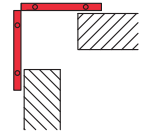
- ① Track Length =  $P - 60$
- ②  $G = (P - 2S + 4 \cdot OL - 60) / 6$
- ③  $B = G$      $C = D$      $D = G + S$
- ④  $F = G + 30$
- ⑤  $L = P - 2 \cdot F$



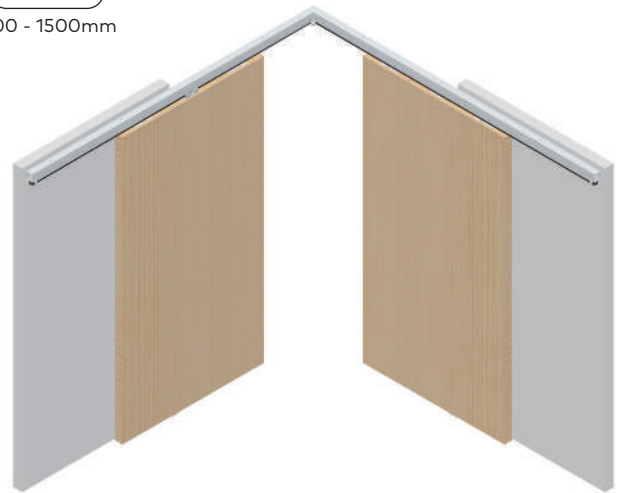


# justo SLIDE SL120

## SYNCHRO CORNER (1+1)



- ▶ This system allows to open and close 2 panels at installation angle ranging from 80-120 degree in a simultaneous synchronised way.
- ▶ Max. total closing width: 3000mm + 3000mm
- ▶ Doors width: 500 - 1500mm
- ▶ Doors thickness: min. 27mm
- ▶ Compatible with all SL120 tracks and dormotions.
- ▶ Can be also installed with front assembly brackets (1413326), mortise brackets with locking device (1413327) and zinc alloy guide for frameless glass doors (1413333).

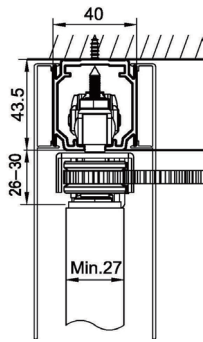
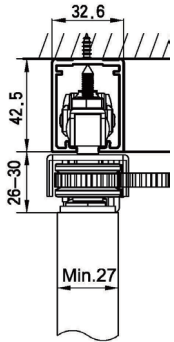


Item code	Description	Picture
1413425	SL120 SY-C-T timber door Synchro Corner for 1.5m panels ready for adding dormotion with ABS floor guider	
1413426	SL120 SY-C-T timber door Synchro Corner for 1.5m panels ready for adding dormotion with SS floor guider with wheel for metal frame panels	
1413427	SL120 SY-C-G frameless glass door Synchro Corner for 1.5m panels ready for adding dormotion with ABS floor guider for frameless glass door	

# Technical Drawings

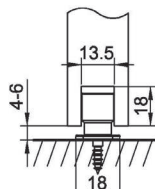
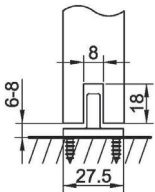
No pelmet cover track  
(1413304 / 05 / 06 / 07)

Pelmet cover ready track

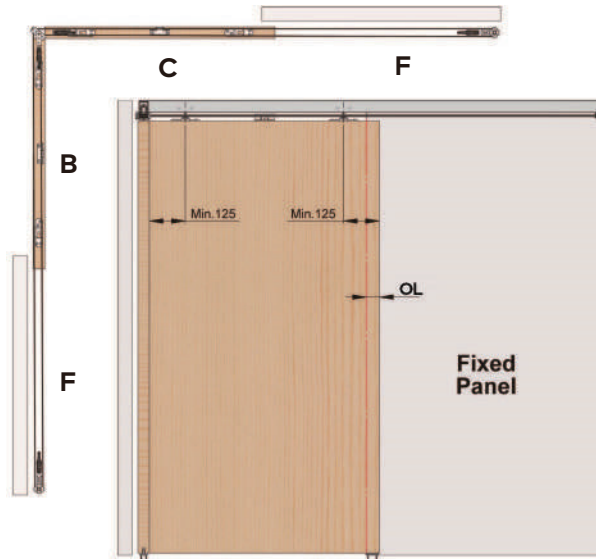


ABS floor guider  
(1413320)

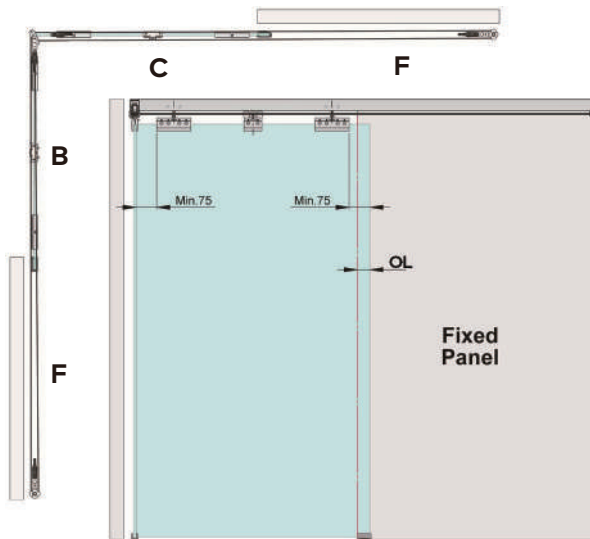
SS floor guider with wheel  
(1413332)



1413425 / 1413426

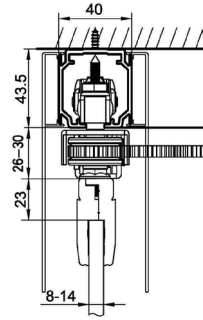
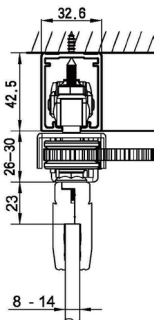


1413427



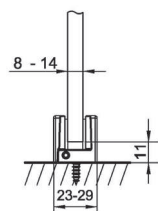
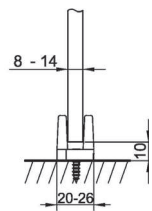
No pelmet cover track  
(1413304 / 05 / 06 / 07)

Pelmet cover ready track



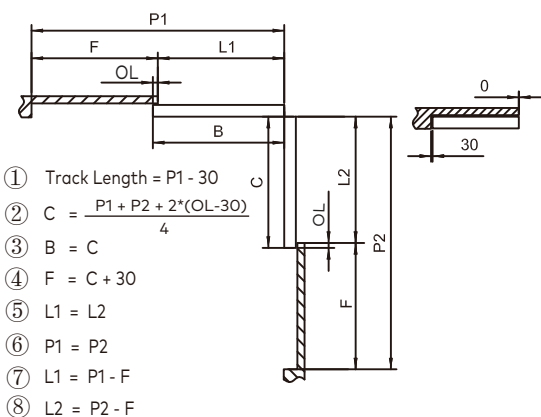
ABS floor guider  
(1400269)

Zinc alloy floor guider  
(1413333)

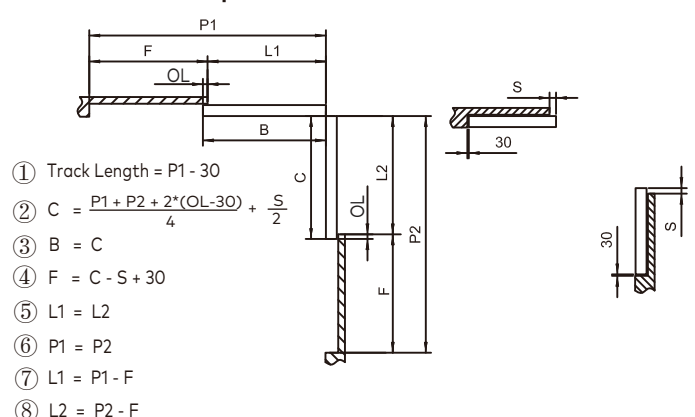


B = C = Doors      F = Fixed panels  
 Max. B/C = 1500mm      Max. P1/P2 = 3000mm  
 Min. OL = 30mm (Consult for smaller OL,  
 recommended OL = 45mm)

## Level Installation

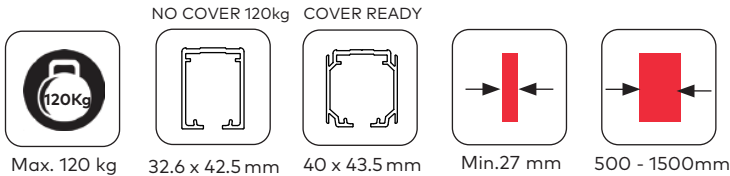
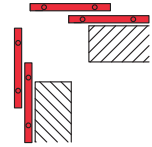


## Overlap Installation




# justo SLIDE SL120

## SYNCHRO CORNER (2+2)

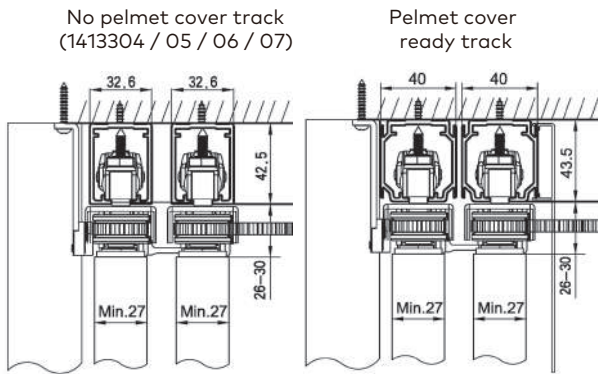


- ▶ This system allows to open and close 4 panels at installation angle ranging from 80-120 degree in a simultaneous synchronised way.
- ▶ Max. total closing width: 4500mm + 4500mm
- ▶ Doors width: 500 - 1500mm
- ▶ Doors thickness: min. 27mm
- ▶ Compatible with all SL120 tracks and dormotions.
- ▶ Can be also installed with front assembly brackets (1413326), mortise brackets with locking device (1413327) and zinc alloy guide for frameless glass doors (1413333).

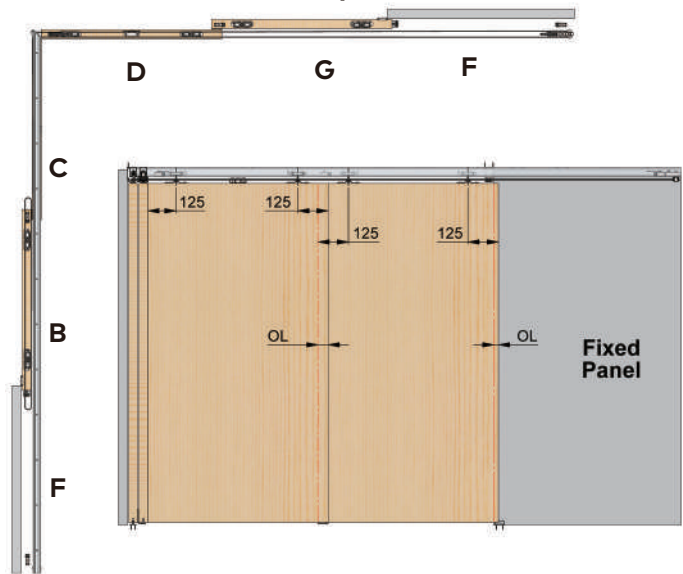


Item code	Description	Picture
1413431	SL120 TE2-SY-C-T timber door Synchro Corner for 1.5m panels ready for adding dormotion with ABS floor guider	
1413432	SL120 TE2-SY-C-T timber door Synchro Corner for 1.5m panels ready for adding dormotion with SS floor guider with wheel for metal frame panels	
1413433	SL120 TE2-SY-C-G frameless glass door Synchro Corner for 1.5m panels ready for adding dormotion with ABS floor guider for frameless glass door	

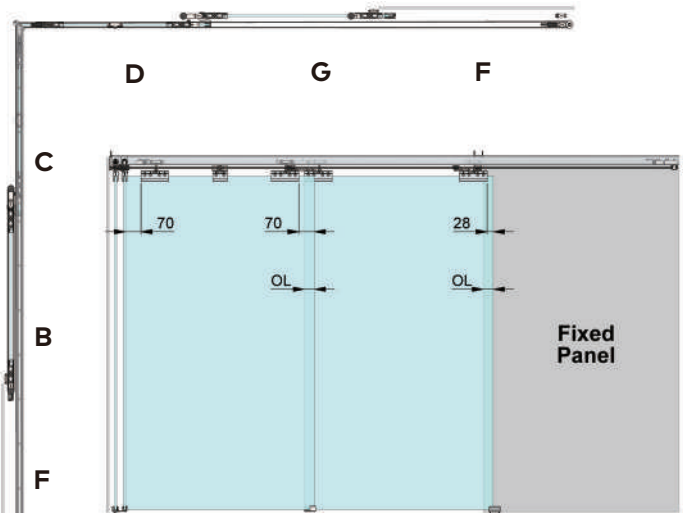
# Technical Drawings



1413431 / 1413432

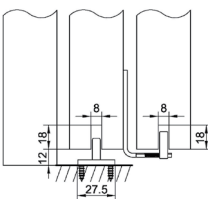


1413433

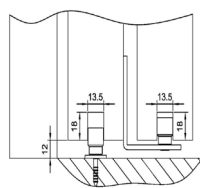


B / C / D / G = Doors    F = Fixed panels  
 Max. B/C = 1500mm    Max. P1/P2 = 4500mm  
 Min. OL = 30mm (Consult for smaller OL,  
 recommended OL = 45mm)

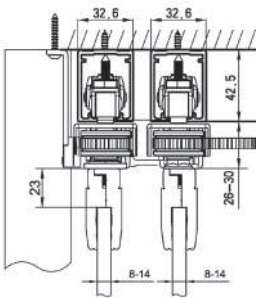
ABS floor guider (1413320)



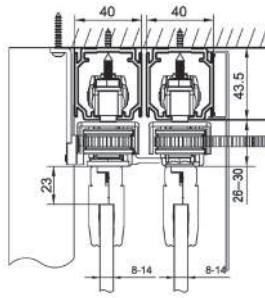
SS floor guider with wheel (1413332)



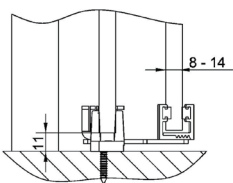
No pelmet cover track (1413304 / 05 / 06 / 07)



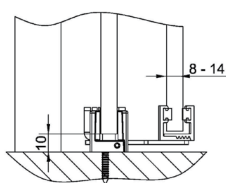
Pelmet cover ready track



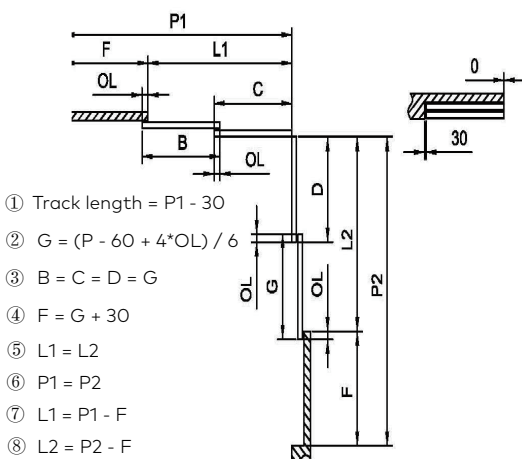
ABS floor guider (1400269)



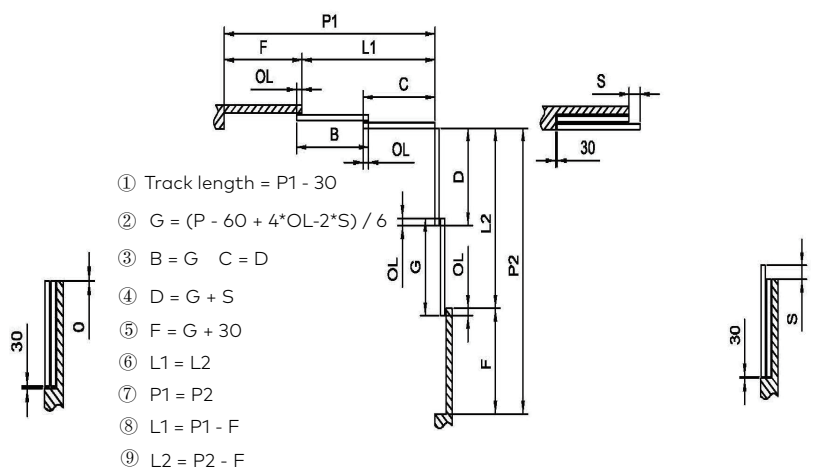
Zinc alloy floor guider (1413333)



## Level Installation

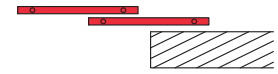


## Overlap Installation




# justo SLIDE SL120

## TELESCOPIC (0+2)



Max. 120 kg	32.6 x 42.5 mm	40 x 43.5 mm	Min. 27 mm	500 - 1500mm

- ▶ This system allows to open and close 2 panels in a progressive way with just 1 finger.
- ▶ Max. total closing width: 4500mm
- ▶ Doors width: 500 - 1500mm
- ▶ Doors thickness: min. 27mm
- ▶ Compatible with all SL120 tracks and dormotions.
- ▶ Can be also installed with front assembly brackets (1413326), mortise brackets with locking device (1413327) and zinc alloy guide for frameless glass doors (1413333).

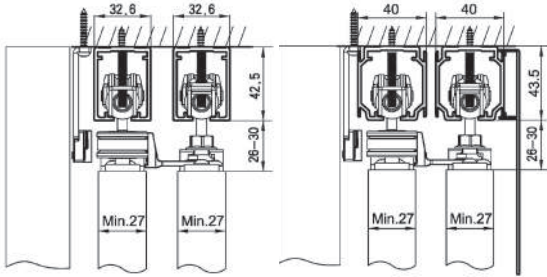


Item code	Description	Picture
1413434	SL120 TE2-T timber door telescopic for 1.5m panels ready for adding dormotion with ABS floor guider	
1413435	SL120 TE2-T timber door telescopic for 1.5m panels ready for adding dormotion with SS floor guider with wheel for metal frame panels	
1413436	SL120 TE2-G frameless glass door telescopic for 1.5m panels ready for adding dormotion with zinc alloy floor guider for frameless glass door	

# Technical Drawings

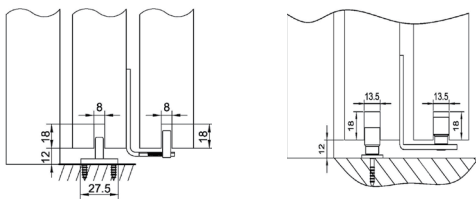
No pelmet cover track  
(1413304 / 05 / 06 / 07)

Pelmet cover ready track



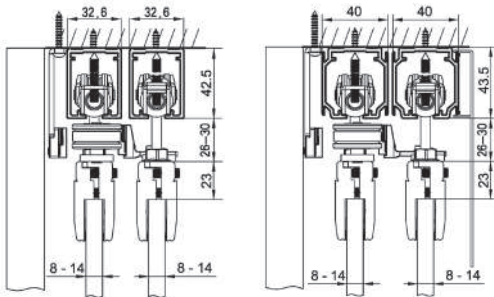
ABS floor guider  
(1413320)

SS floor guider with wheel  
(1413332)



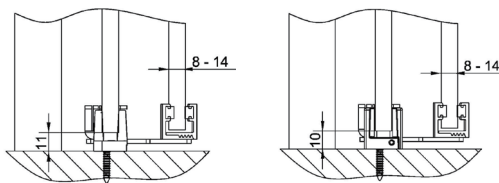
No pelmet cover track  
(1413304 / 05 / 06 / 07)

Pelmet cover ready track

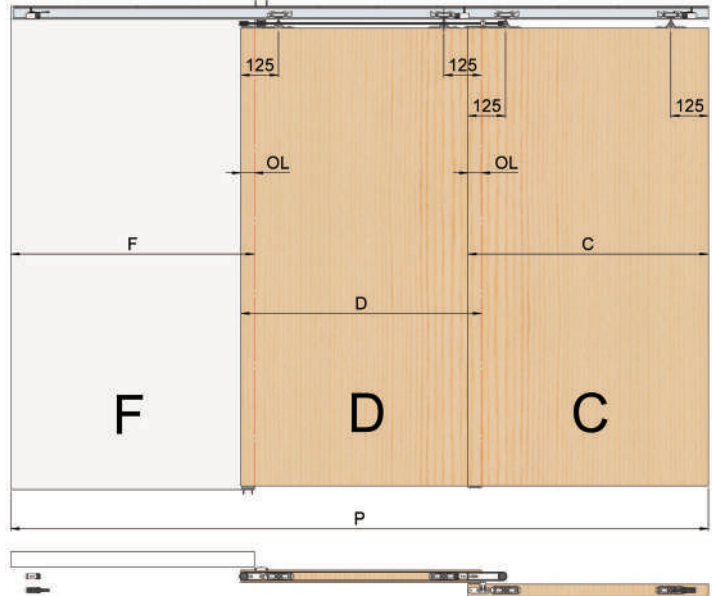


ABS floor guider  
(1400269)

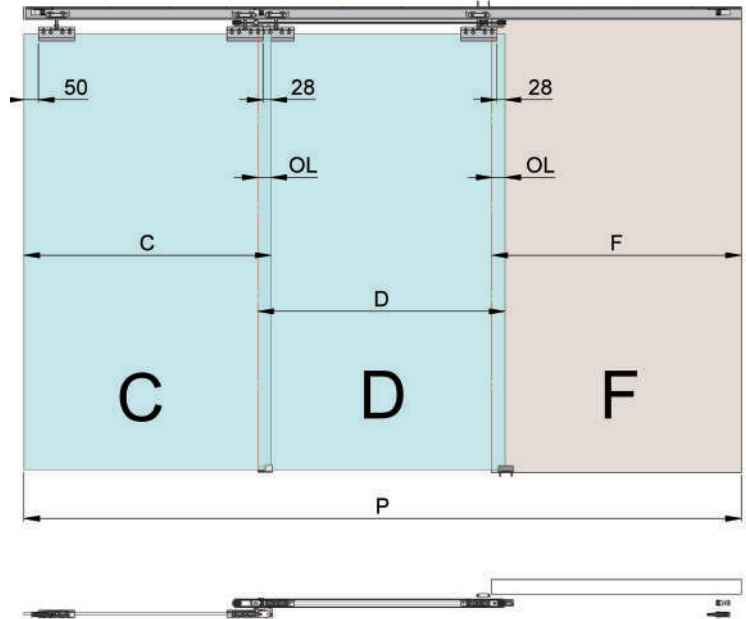
Zinc alloy floor guider  
(1413333)



## 1413434 / 1413435

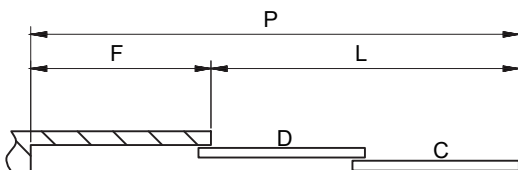


## 1413436

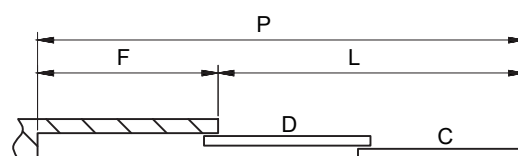


C / D = Doors      F = Fixed panel  
 Max. B/C = 1500mm      Max. P = 4500mm  
 Min. OL = 30mm (Consult for smaller OL,  
 recommended OL = 45mm)

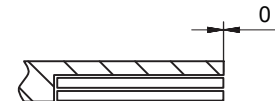
### Level Installation



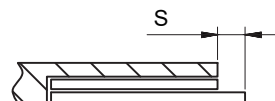
### Overlap Installation



- ① Track Length = P - 10
- ②  $D = (P + 2 \cdot OL - 10) / 3$
- ③ C = D
- ④ F = D + 10
- ⑤ L = P - F

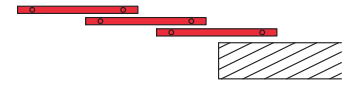


- ① Track Length = P - 10
- ②  $D = (P + 2 \cdot OL - 10 - S) / 3$
- ③ C = D + S
- ④ F = D + 10
- ⑤ L = P - F



# justo SLIDE SL120

## TELESCOPIC (0+3)



	NO COVER 120kg	COVER READY		
Max. 120 kg	32.6 x 42.5 mm	40 x 43.5 mm	Min. 27 mm	500 - 1500mm

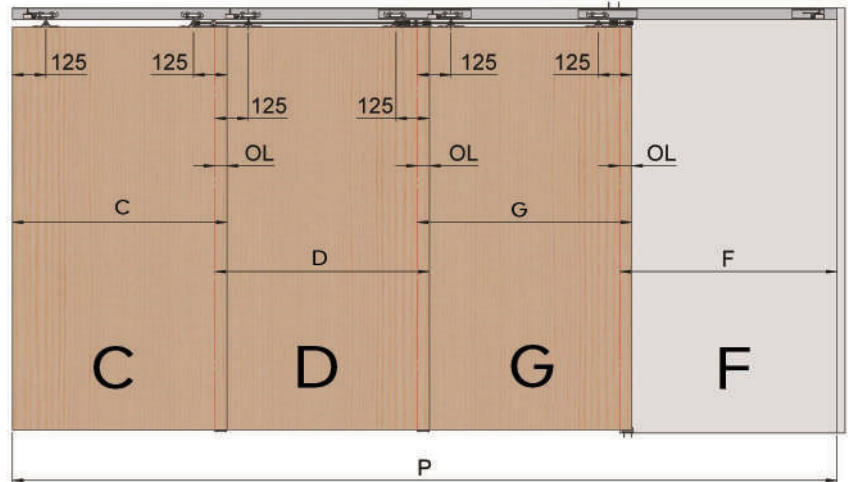
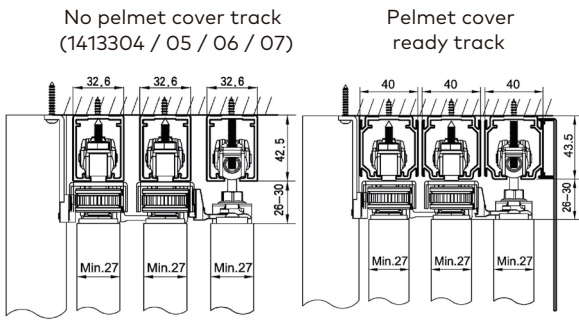
- ▶ This system allows to open and close 3 progressive way with just 1 finger.
- ▶ Max. total closing width: 6000mm
- ▶ Doors width: 500 - 1500mm
- ▶ Doors thickness: min. 27mm
- ▶ Compatible with all SL120 tracks and dormotions.
- ▶ Can be also installed with front assembly brackets (1413326), mortise brackets with locking device (1413327) and zinc alloy frameless glass doors (1413333).



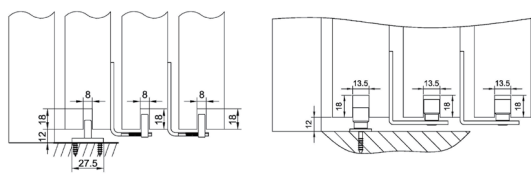
Item code	Description	Picture
1413437	SL120 TE3-T timber door telescopic for 1.5m panels ready for adding dormotion with ABS floor guider	
1413438	SL120 TE3-T timber door telescopic for 1.5m panels ready for adding dormotion with SS floor guider with wheel for metal frame panels	
1413439	SL120 TE3-G frameless glass door telescopic for 1.5m panels ready for adding dormotion with zinc alloy floor guider for frameless glass door	

# Technical Drawings

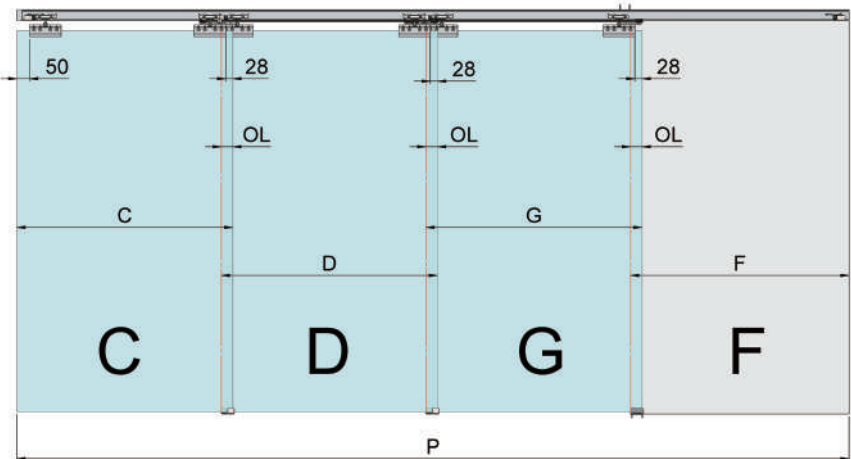
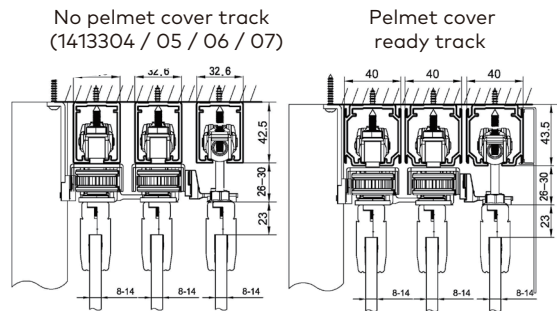
## 1413437 / 1413438



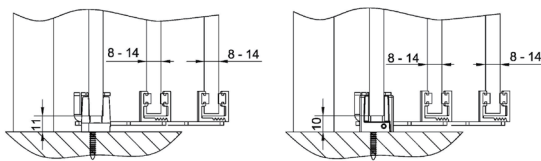
ABS floor guider (1413320)      SS floor guider with wheel (1413332)



## 1413439

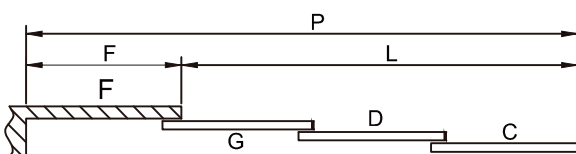


ABS floor guider (1400269)      Zinc alloy floor guider (1413333)




C / D / G = Doors      F = Fixed panel  
 Max. C / D / G = 1500mm      Max. P = 6000mm  
 Min. OL = 30mm (Consult for smaller OL, recommended OL = 45mm)

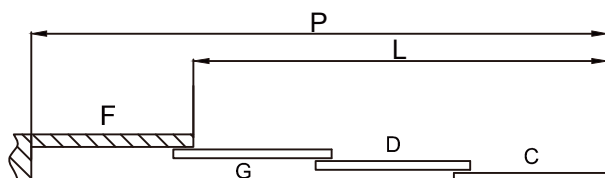
### Level Installation



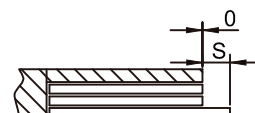
- ① Track Length =  $P - 10$
- ②  $G = (P + 3 \cdot OL - 10) / 4$
- ③  $C = D = G$
- ④  $F = G + 10$
- ⑤  $L = P - F$



### Overlap Installation



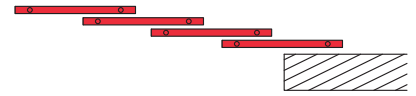
- ① Track Length =  $P - 10$
- ②  $D = (P + 3 \cdot OL - 10 - S) / 4$
- ③  $D = G$      $C = G + S$
- ④  $F = G + 10$
- ⑤  $L = P - F$






# justo SLIDE SL120

## TELESCOPIC (0+4)



	NO COVER 120kg	COVER READY		
Max. 120 kg	32.6 x 42.5 mm	40 x 43.5 mm	Min. 27 mm	500 - 1500mm

- ▶ This system allows to open and close 4 panels in a progressive way with just 1 finger.
- ▶ Max. total closing width: 7500mm
- ▶ Doors width: 500 - 1500mm
- ▶ Doors thickness: min. 27mm
- ▶ Compatible with all SL120 tracks and dormotions.
- ▶ Can be also installed with front assembly brackets (1413326), mortise brackets with locking device (1413327) and zinc alloy frameless glass doors (1413333).

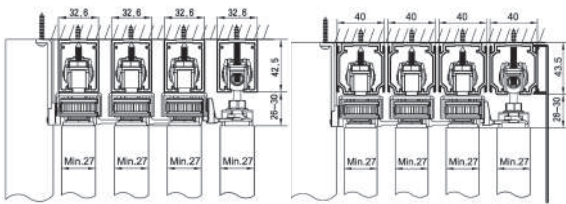


Item code	Description	Picture
1413440	SL120 TE4-T timber door telescopic for 1.5m panels ready for adding dormotion with ABS floor guider	
1413441	SL120 TE4-T timber door telescopic for 1.5m panels ready for adding dormotion with SS floor guider with wheel for metal frame panels	
1413442	SL120 TE4-G frameless glass door telescopic for 1.5m panels ready for adding dormotion with zinc alloy floor guider for frameless glass door	

# Technical Drawings

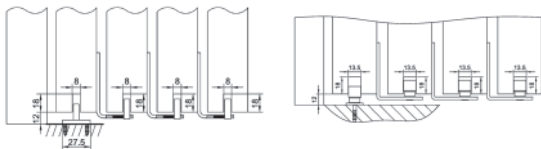
No pelmet cover track  
(1413304 / 05 / 06 / 07)

Pelmet cover ready track



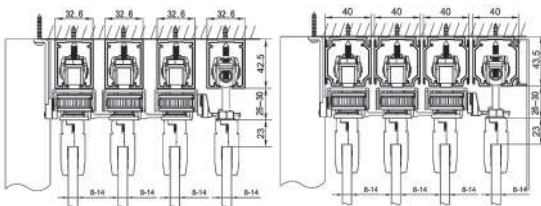
ABS floor guider  
(1413320)

SS floor guider with wheel  
(1413332)



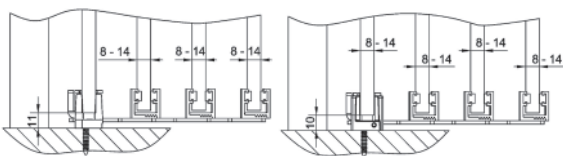
No pelmet cover track  
(1413304 / 05 / 06 / 07)

Pelmet cover ready track

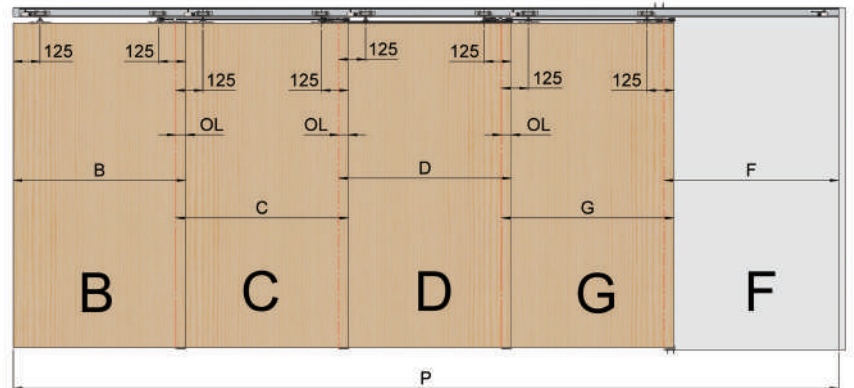


ABS floor guider  
(1400269)

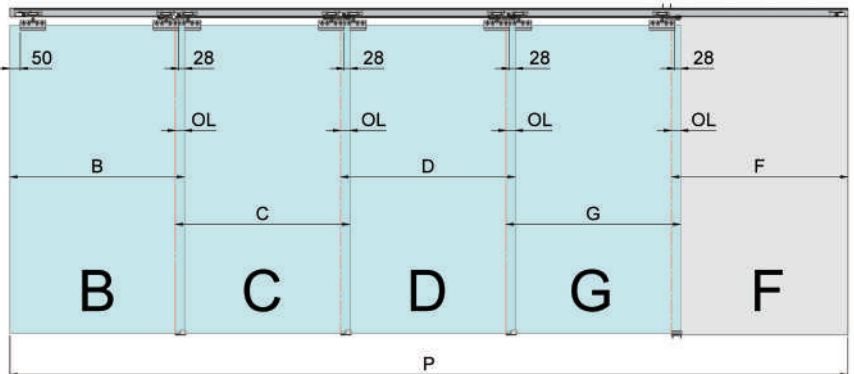
Zinc alloy floor guider  
(1413333)



## 1413440 / 1413441

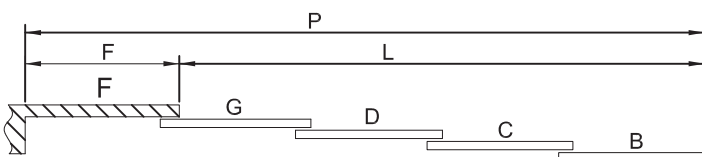


## 1413442

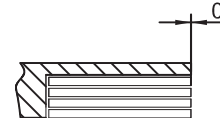


B / C / D / G = Doors      F = Fixed panel  
 Max. B / C / D / G = 1500mm      Max. P = 7500mm  
 Min. OL = 30mm (Consult for smaller OL,  
 recommended OL = 45mm)

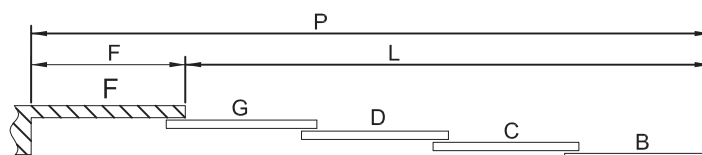
### Level Installation



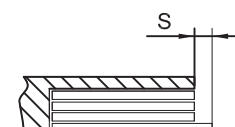
- ① Track Length = P - 10
- ②  $B = (P + 4 \cdot OL - 10) / 5$
- ③ B = C = D = G
- ④ F = G + 10
- ⑤ L = P - F



### Overlap Installation



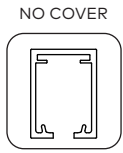
- ① Track Length = P - 10
- ②  $D = (P + 4 \cdot OL - 10 - S) / 5$
- ③ B = C + S      C = D = G
- ④ F = G + 10
- ⑤ L = P - F



# justo SLIDE SL160



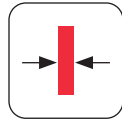
Max. 160 kg



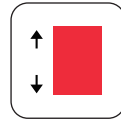
39.5 x 50 mm



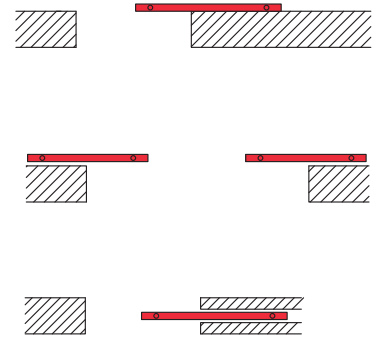
39 x 41 mm



Min.35 mm



±1.5 mm



## COMPLETE SLIDING SETS FOR TIMBER AND GLASS DOORS UP TO 160KG



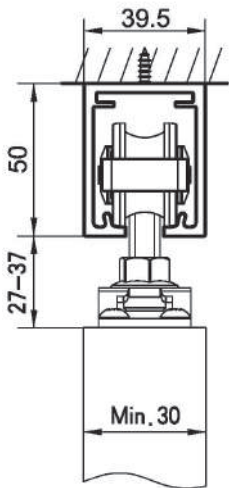
- ▶ Silent-running rollers with POM wheels highly resistant to abrasion.
- ▶ Silent block embedded in the roller for absorbing the irregularities of the profile.
- ▶ Min. door thickness: 35 mm
- ▶ Height adjustment: ± 5 mm
- ▶ Installation options and accessories:
  - Track with and without pelmet cover
  - Side assembly standard brackets
  - Concealed brackets for minimal gap between track and door
  - Clamps for frameless glass doors with front opening for easy and quick installation
  - Wheel floor guiders in plastic or zinc alloy body
  - Wall brackets for installation on wall

# Technical Drawings

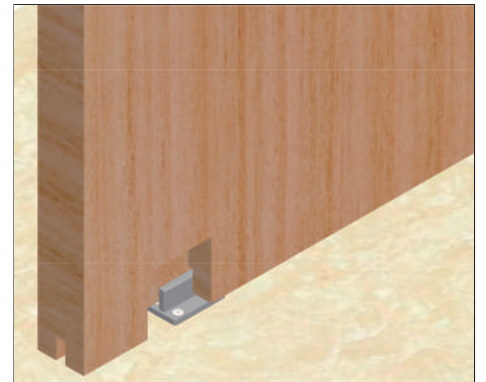
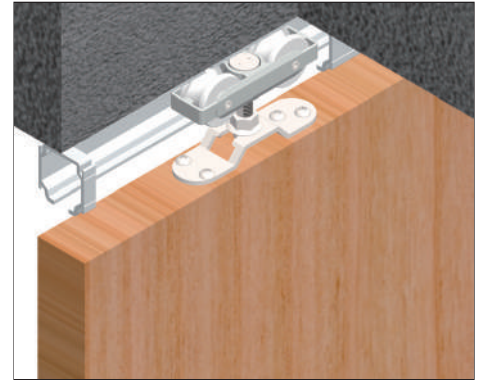
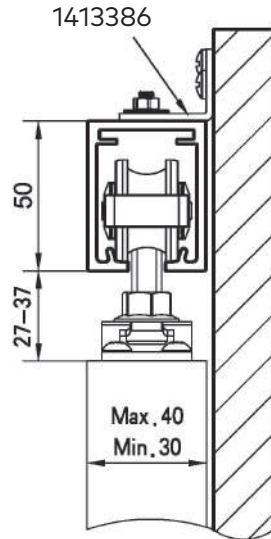
## justo SLIDE SL160 T Side Assembly Bracket (1413382)

### No pelmet cover tracks

Ceiling installation

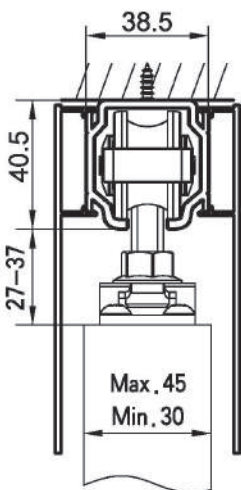


Wall installation

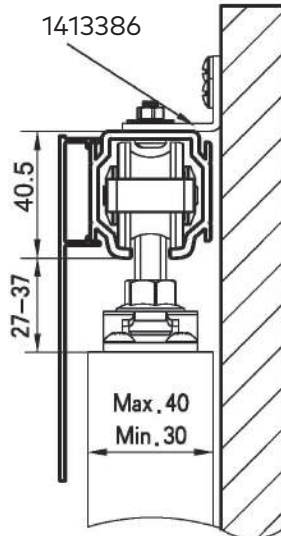


### Pelmet cover ready tracks

Ceiling installation

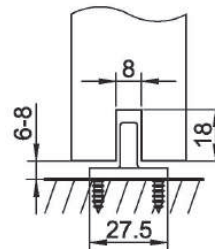


Wall installation

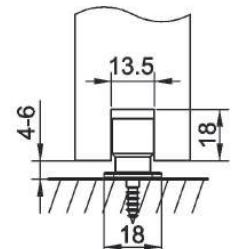


### Floor guiders

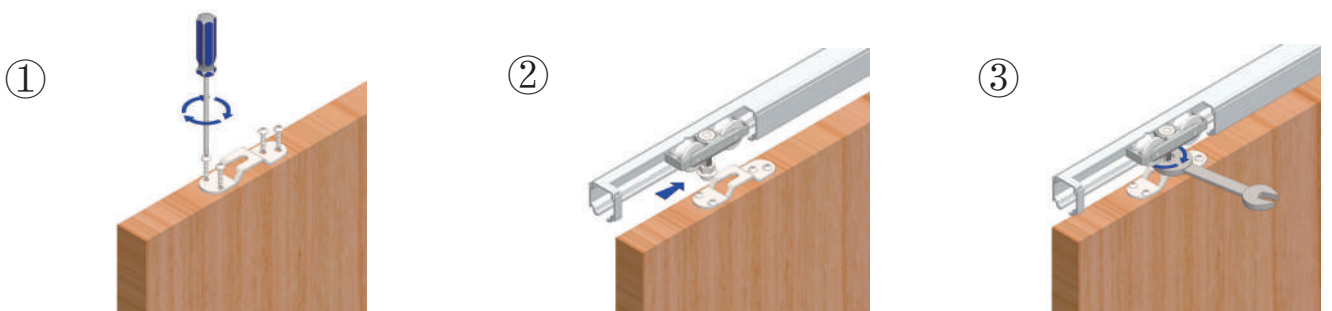
ABS floor guider (1413320)



SS floor guider with wheel (1413332)



### Installation steps

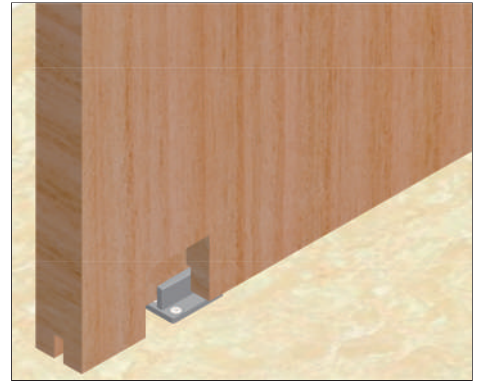
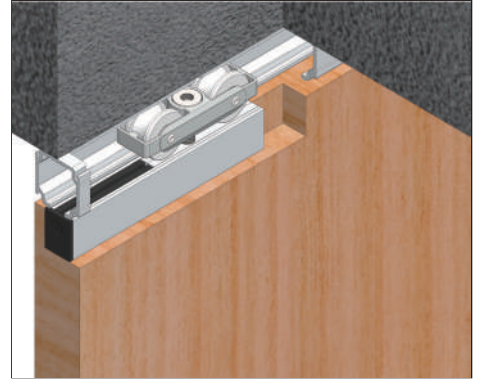
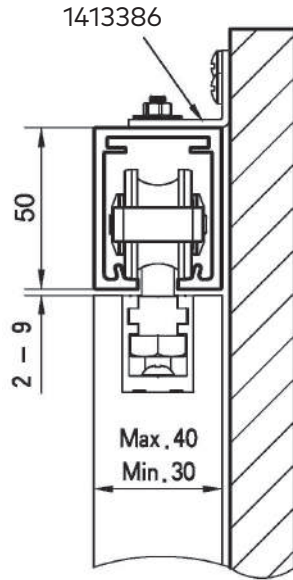
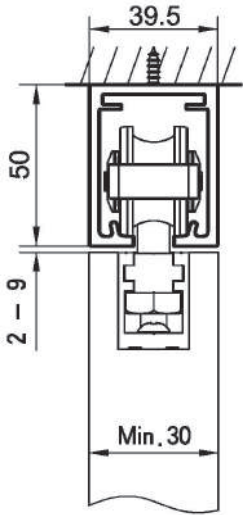


justo SLIDE SL160 T Concealed Bracket for Minimal Gap (1413384-DO)

Top installation sections

Ceiling installation

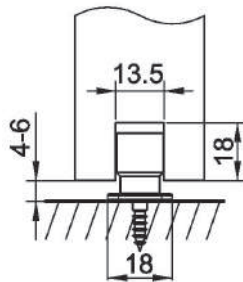
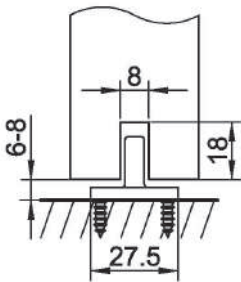
Wall installation



Floor guiders

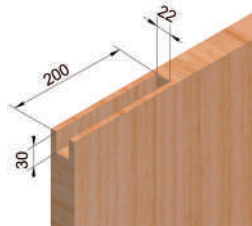
ABS floor guider (1413320)

SS floor guider with wheel (1413332)




Installation steps

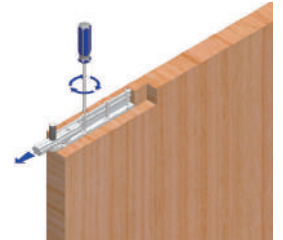
①




②



③




④



⑤



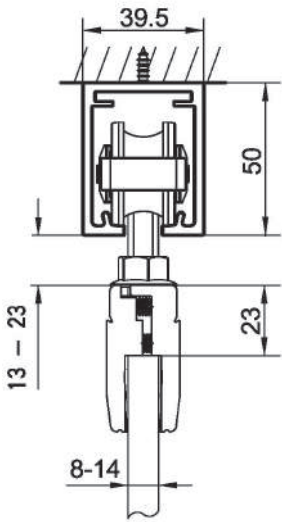
⑥




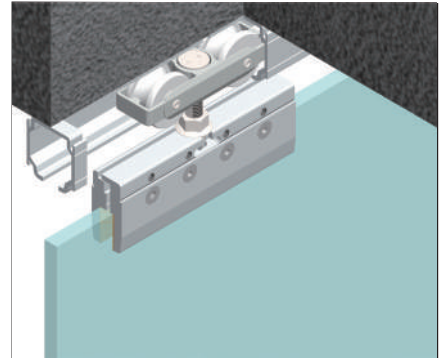
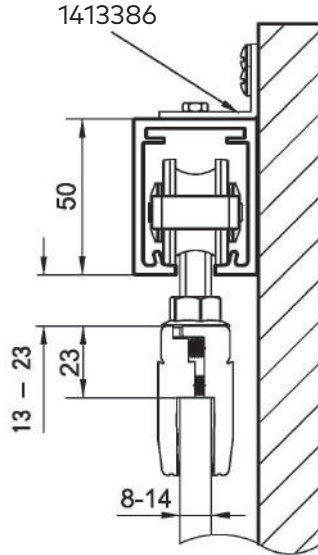
# justo SLIDE SL160 G F3 Front Open Clamp (1413385)

## No pelmet cover tracks

Ceiling installation

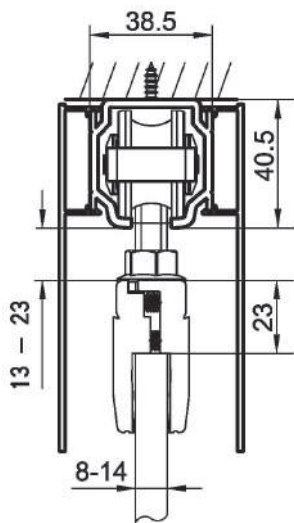


Wall installation

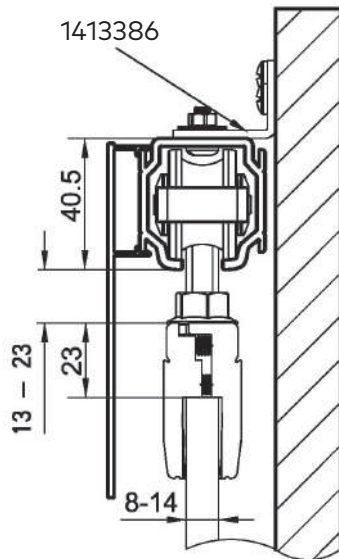


## Pelmet cover ready tracks

Ceiling installation

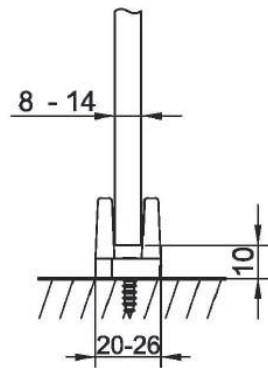


Wall installation

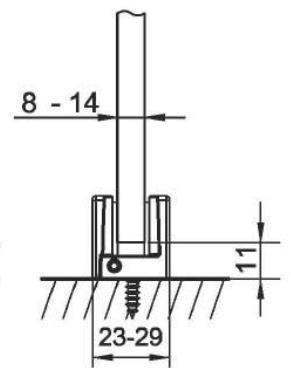


## Floor guiders

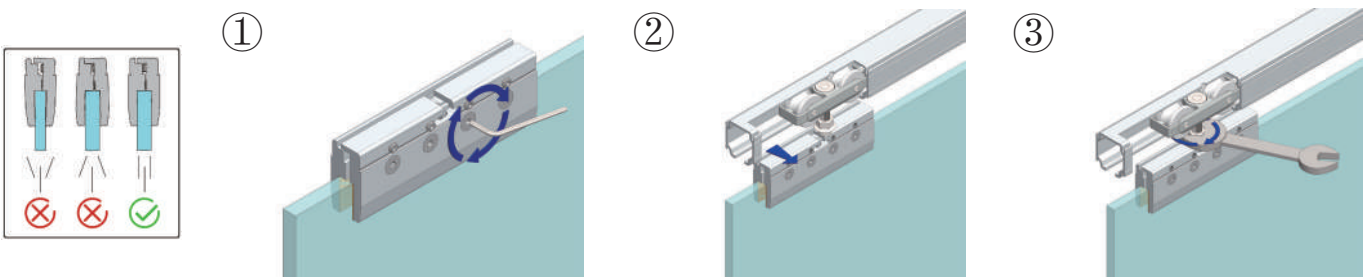
ABS floor guider (1400269)



Zinc alloy floor guider (1413333)



## Installation steps



# justo SLIDE SL160

## COMPLETE SLIDING SETS FOR TIMBER AND GLASS DOORS UP TO 160KG

### No pelmet cover tracks

Item code	Description	Picture
1413368	160kg aluminum track silver anodised 2m	
1413369	160kg aluminum track silver anodised 3m	
1413370	160kg aluminum track silver anodised 4m	
1413371	160kg aluminum track silver anodised 6m	

### Pelmet cover ready tracks

Item code	Description	Picture
1413372	160kg silver anodised track pelmet cover ready 2m	
1413373	160kg silver anodised track pelmet cover ready 3m	
1413374	160kg silver anodised track pelmet cover ready 4m	
1413375	160kg silver anodised track pelmet cover ready 6m	
1413376	160kg Silver anodised pelmet cover 2m	
1413377	160kg Silver anodised pelmet cover 3m	
1413378	160kg Silver anodised pelmet cover 4m	
1413379	160kg Silver anodised pelmet cover 6m	

\*Note: Tracks with special size are also available if MOQ higher than 500m with the code of 1m track. (141XXXX)  
 With 500m MOQ other finishings are possible in tracks and clamps (black anodised, gold anodised, black powder coated, white powder coated, etc.).

### Sliding door sets




Item code	Description	Picture
1413380	SL160 T Sliding System with Side Assembly Bracket for 160kg timber doors	 1413381 x 1    1413382 x 1    1413383 x 1    1413320 x 1 <b>160kg roller</b> <b>Side assembly bracket</b> <b>Retaining stopper</b> <b>Floor guide</b>

### Door brackets



Item code	Description	Picture
1413384	Set of Concealed Brackets for Minimal Gap	
1413385	Set of F3 Front Open Clamps with ABS Floor Guider for Frameless Glass Doors	

# justo SLIDE SL160

## Floor guiders

Item code	Description	Picture	Door thickness range
1413332	SS floor guider with wheel		min. 27 mm
1400269	ABS floor guider for frameless glass door		8 - 14 mm
1413333	Zinc alloy floor guide for frameless glass door		8 - 14 mm

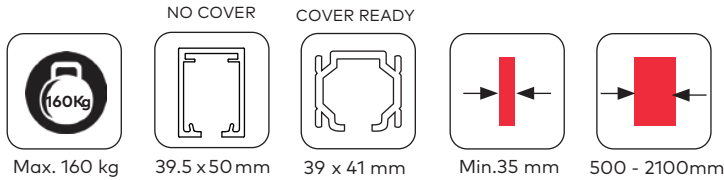
## Other accessories

Item code	Description	Picture	Door thickness range
1413386	Set of 4 wall brackets for 1m of aluminum track		max. 40 mm
1413387	Set of 4 long wall brackets for 1m of aluminum track		max. 65 mm



# justo SLIDE SL160

## SYNCHRO (1+1)



- ▶ This system allows to open and close 2 panels in a synchronised way with just 1 finger.
- ▶ Max. total closing width: 8400mm
- ▶ Doors width: 500 - 2100mm
- ▶ Doors thickness: min. 35mm
- ▶ Compatible with all SL160 tracks.



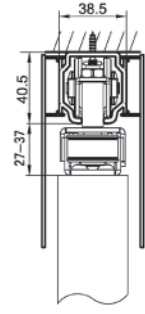
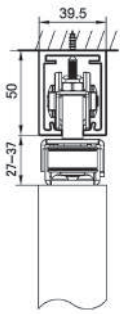
Item code	Description	Picture
1413443	SL160 SY-T timber door synchro for 2.1m panels with ABS floor guider	
1413444	SL160 SY-T timber door synchro for 2.1m panels with SS floor guider with wheel for metal frame panels	
1413445	SL160 SY-G frameless glass door synchro for 2.1m panels with zinc alloy floor guider for frameless glass door	

# Technical Drawings

1413443 / 1413444

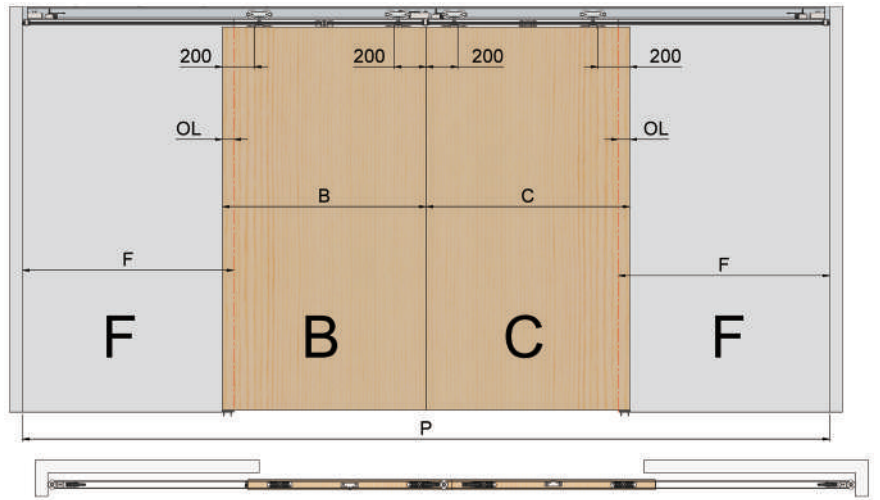
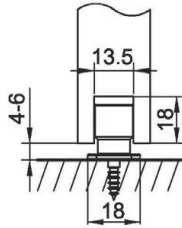
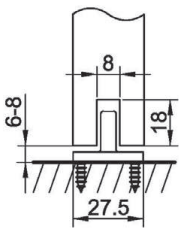
No pelmet cover track

Pelmet cover ready track



ABS floor guider (1413320)

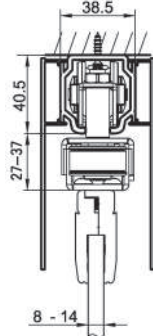
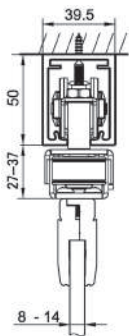
SS floor guider with wheel (1413332)



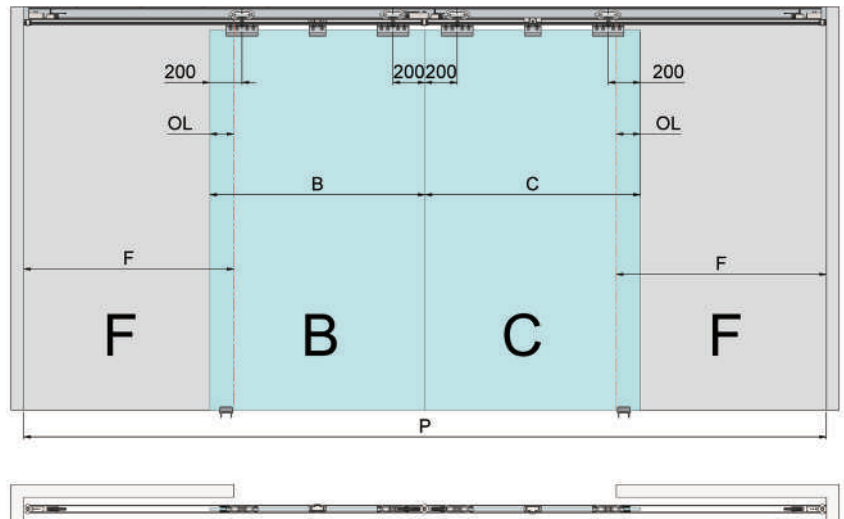
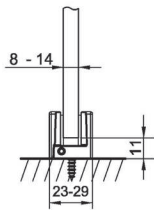
1413445

No pelmet cover track

Pelmet cover ready track

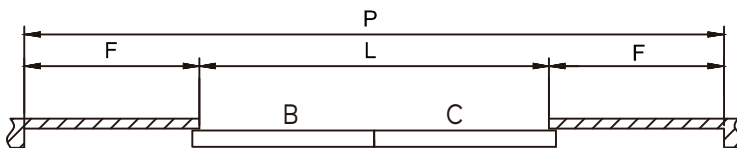


Zinc alloy floor guider (1413333)

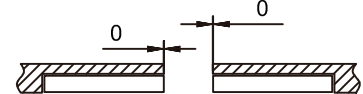


B = C = Doors                      F = Fixed panels  
 Max. B/C = 2100mm              Max. P = 8400mm  
 Min. OL = 30mm (Consult for smaller OL,  
 recommended OL = 45mm)

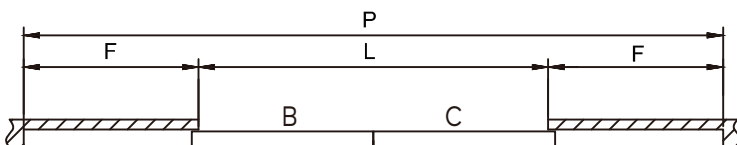
## Level Installation



- ① Track Length =  $P - 60$
- ②  $C = (P + 2 \cdot (OL - 30)) / 4$
- ③  $B = C$
- ④  $F = C + 30$
- ⑤  $L = P - 2 \cdot F$



## Overlap Installation



- ① Track Length =  $P - 60$
- ②  $C = (P + 2 \cdot (OL - 30)) / 4 + S / 2$
- ③  $B = C$      $S = 95$
- ④  $F = C - S + 30$
- ⑤  $L = P - 2 \cdot F$



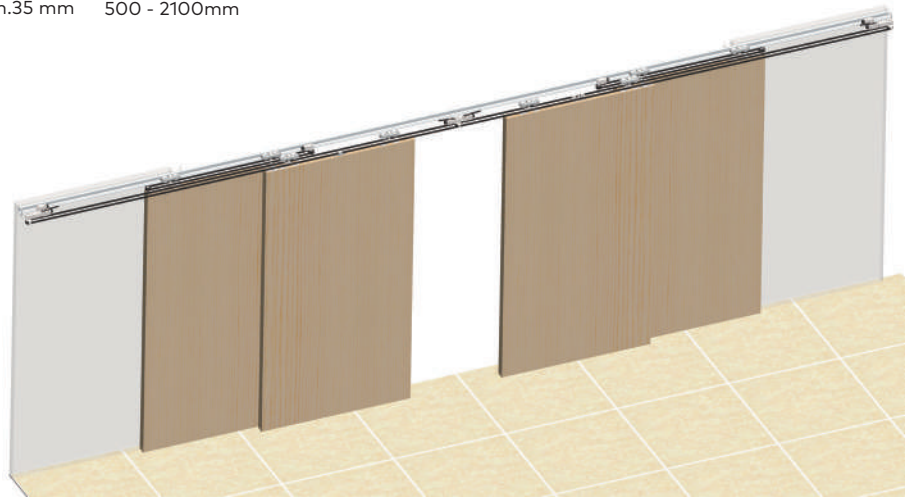
# justo SLIDE SL160

## SYNCHRO (2+2)



Max. 160 kg	39,5 x 50 mm	39 x 41 mm	Min.35 mm	500 - 2100mm

- ▶ This system allows to open and close 4 panels in a synchronised way with just 1 finger.
- ▶ Max. total closing width: 12600mm
- ▶ Doors width: 500 - 2100mm
- ▶ Doors thickness: min. 35mm
- ▶ Compatible with all SL160 tracks.



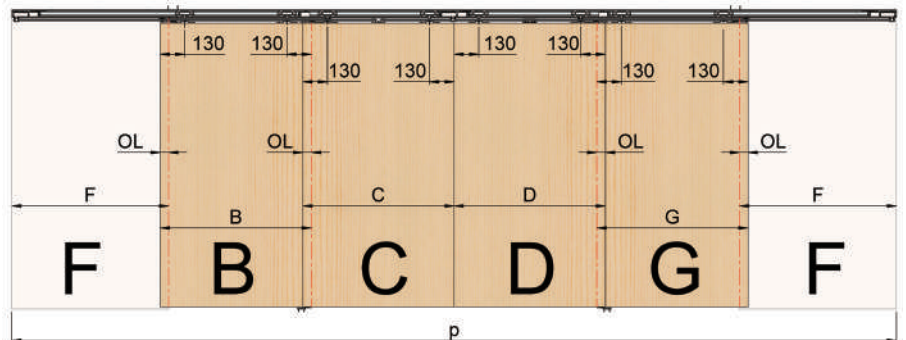
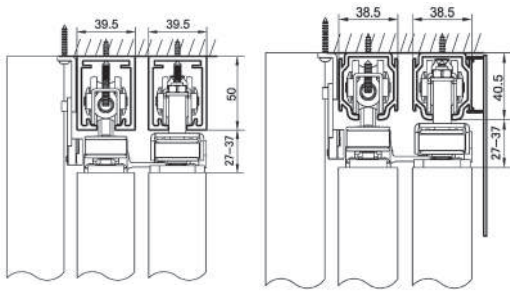
Item code	Description	Picture
1413449	SL160 TE2-SY-T timber door synchro for 2.1m panels with ABS floor guider	
1413450	SL160 TE2-SY-T timber door synchro for 2.1m panels with SS floor guider with wheel for metal frame panels	
1413451	SL160 TE2-SY-G frameless glass door synchro for 2.1m panels with zinc alloy floor guider for frameless glass door	

# Technical Drawings

1413449 / 1413450

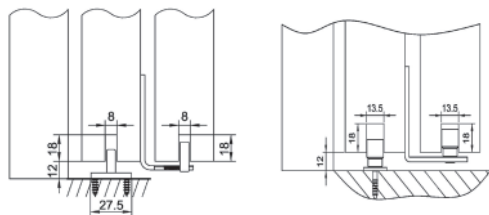
No pelmet cover track

Pelmet cover ready track



ABS floor guider (1413320)

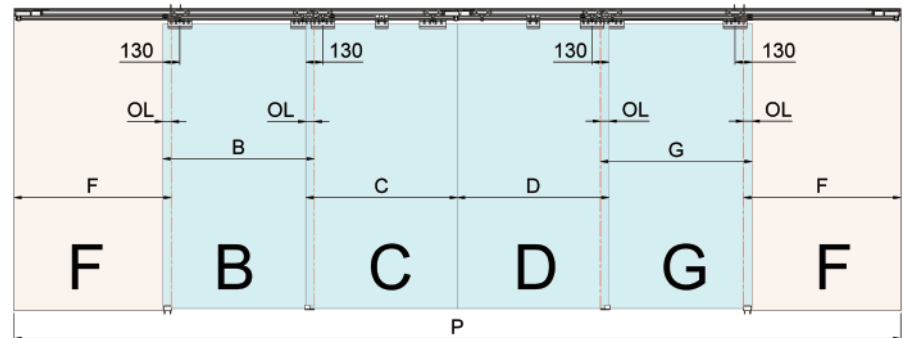
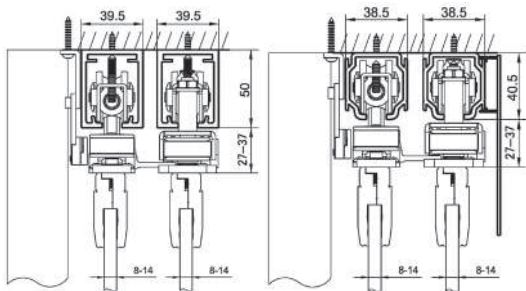
SS floor guider with wheel (1413332)



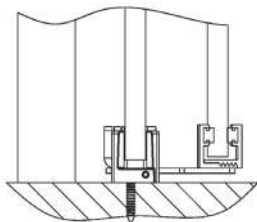
1413451

No pelmet cover track

Pelmet cover ready track

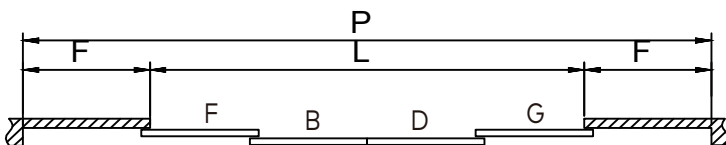


Zinc alloy floor guider (1413333)

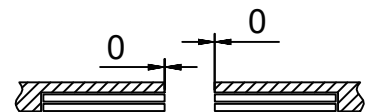


B / C / D / G = Doors    F = Fixed panels  
 Max. B/C = 2100mm    Max. P = 12600mm  
 Min. OL = 30mm (Consult for smaller OL,  
 recommended OL = 45mm)

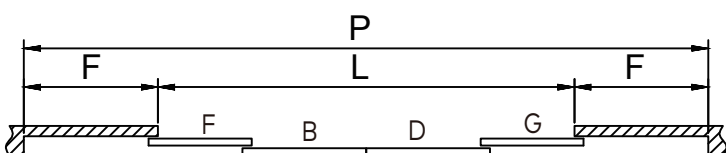
## Level Installation



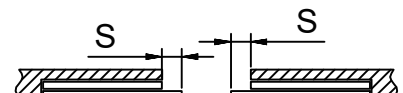
- ① Track Length = P - 60
- ②  $G = (P + 4 * OL - 60) / 6$
- ③ B = C = D = G
- ④ F = G + 30
- ⑤ L = P - 2 \* F



## Overlap Installation

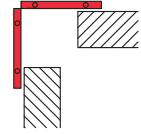


- ① Track Length = P - 60
- ②  $G = (P - 2S + 4 * OL - 60) / 6$
- ③ B = G    C = D    D = G + S
- ④ F = G + 30
- ⑤ L = P - 2 \* F



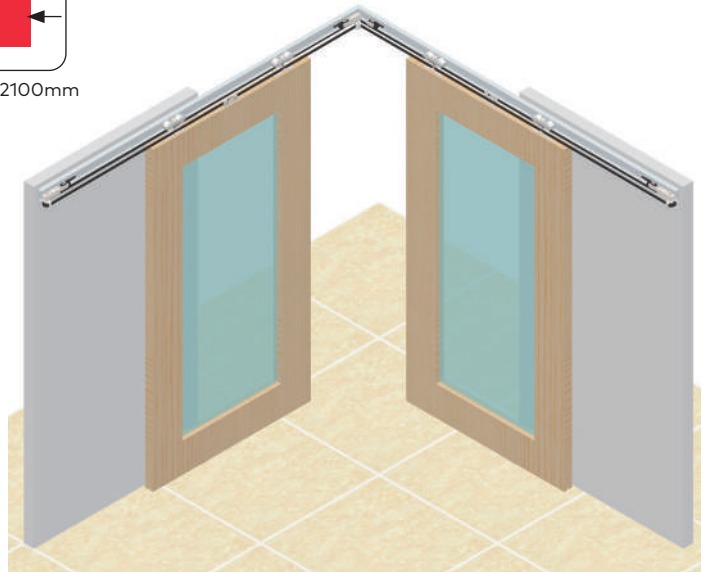
# justo SLIDE SL160

## SYNCHRO CORNER (1+1)



Max. 160 kg	39.5 x 50 mm	39 x 41 mm	Min. 35 mm	500 - 2100mm

- ▶ This system allows to open and close 2 panels at installation angle ranging from 80-120 degree in a simultaneous synchronised way.
- ▶ Max. total closing width: 4200mm + 4200mm
- ▶ Doors width: 500 - 2100mm
- ▶ Doors thickness: min. 35mm
- ▶ Compatible with all SL160 tracks.



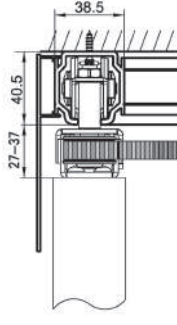
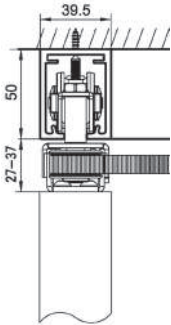
Item code	Description	Picture
1413446	SL160 SY-C-T timber door Synchro Corner for 2.1m panels with ABS floor guider	
1413447	SL160 SY-C-T timber door Synchro Corner for 2.1m panels with SS floor guider with wheel for metal frame panels	
1413448	SL160 SY-C-G frameless glass door Synchro Corner for 2.1m panels with ABS floor guider for frameless glass door	

# Technical Drawings

1413446 / 1413447

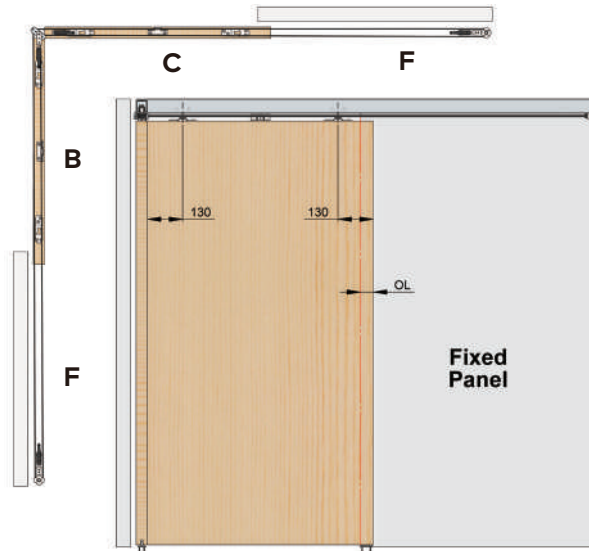
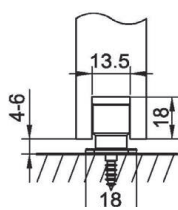
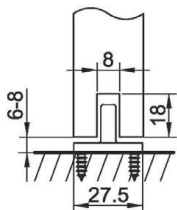
No pelmet cover track

Pelmet cover ready track



ABS floor guider (1413320)

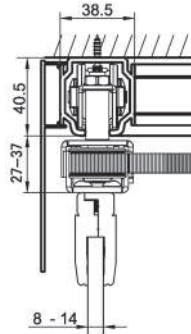
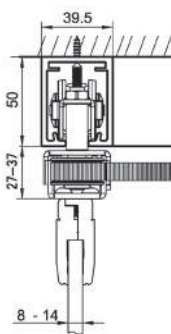
SS floor guider with wheel (1413332)



1413448

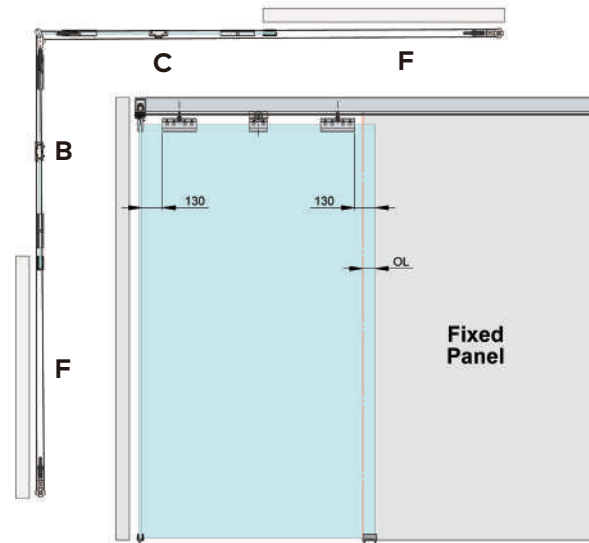
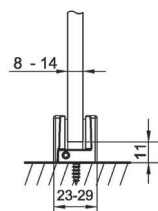
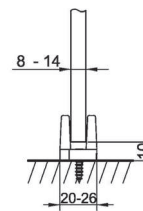
No pelmet cover track

Pelmet cover ready track



ABS floor guider (1400269)

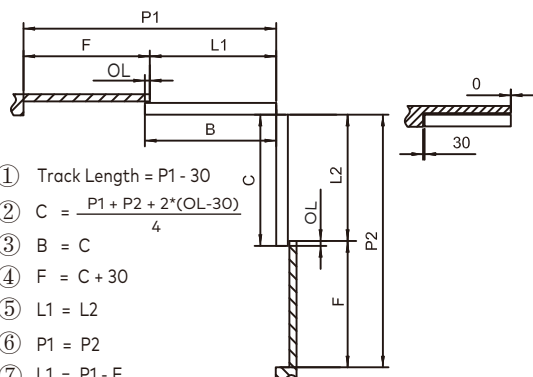
Zinc alloy floor guider (1413333)



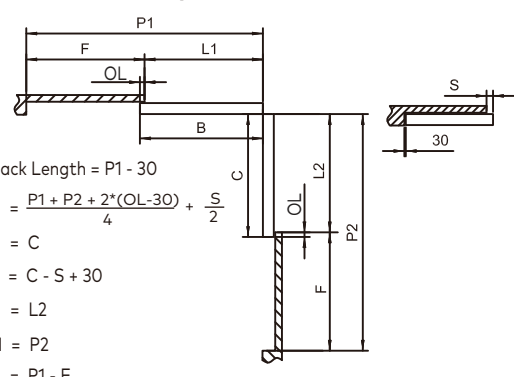
B = C = Doors      F = Fixed panels  
 Max. B/C = 2100mm      Max. P1/P2 = 4200mm  
 Min. OL = 30mm (Consult for smaller OL,  
 recommended OL = 45mm)

## Level Installation

## Overlap Installation



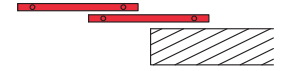
- ① Track Length = P1 - 30
- ②  $C = \frac{P1 + P2 + 2*(OL-30)}{4}$
- ③ B = C
- ④ F = C + 30
- ⑤ L1 = L2
- ⑥ P1 = P2
- ⑦ L1 = P1 - F
- ⑧ L2 = P2 - F



- ① Track Length = P1 - 30
- ②  $C = \frac{P1 + P2 + 2*(OL-30)}{4} + \frac{S}{2}$
- ③ B = C
- ④ F = C - S + 30
- ⑤ L1 = L2
- ⑥ P1 = P2
- ⑦ L1 = P1 - F
- ⑧ L2 = P2 - F

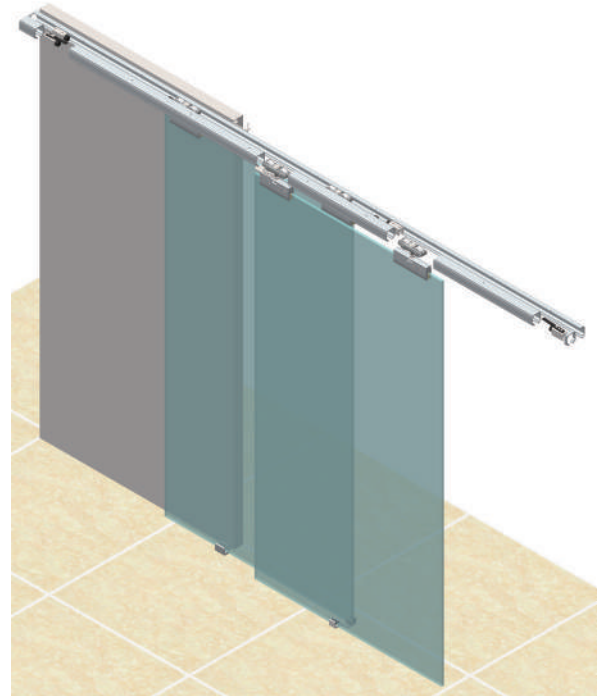
# justo SLIDE SL160

## TELESCOPIC (0+2)



Max. 160 kg	39.5 x 50 mm	39 x 41 mm	Min.35 mm	500 - 2100mm

- ▶ This system allows to open and close 2 panels in a progressive way with just 1 finger.
- ▶ Max. total closing width: 6300mm
- ▶ Doors width: 500 - 2100mm
- ▶ Doors thickness: min. 35mm
- ▶ Compatible with all SL160 tracks.



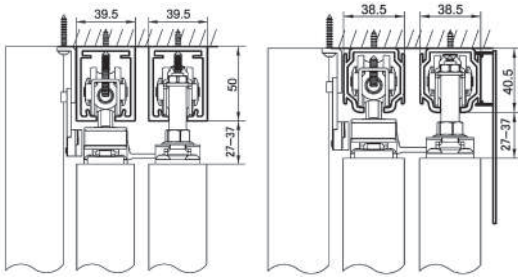
Item code	Description	Picture
1413452	SL160 TE2-T timber door telescopic for 2.1m panels with ABS floor guider	
1413453	SL160 TE2-T timber door telescopic for 2.1m panels with SS floor guider with wheel for metal frame panels	
1413454	SL160 TE2-G frameless glass door telescopic for 2.1m panels with zinc alloy floor guider for frameless glass door	

# Technical Drawings

1413452 / 1413453

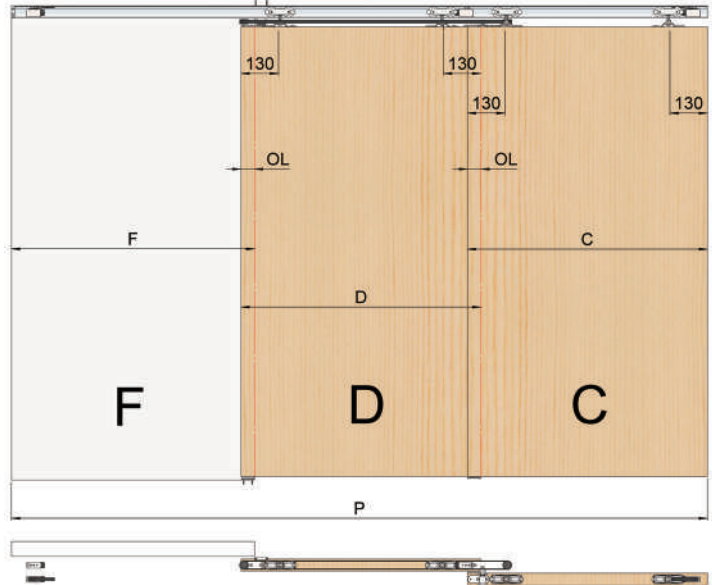
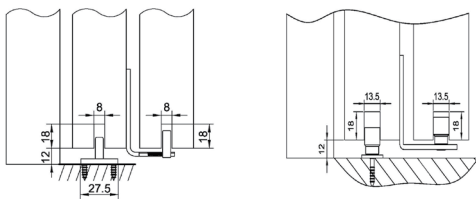
No pelmet cover track

Pelmet cover ready track



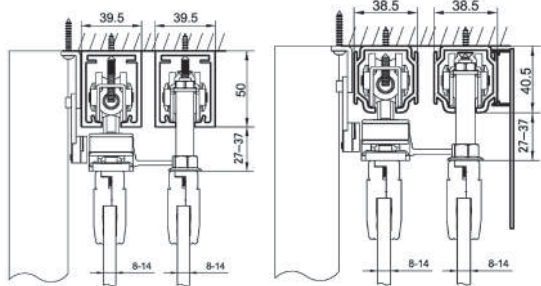
ABS floor guider (1413320)

SS floor guider with wheel (1413332)



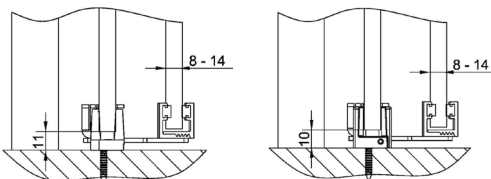
No pelmet cover track

Pelmet cover ready track

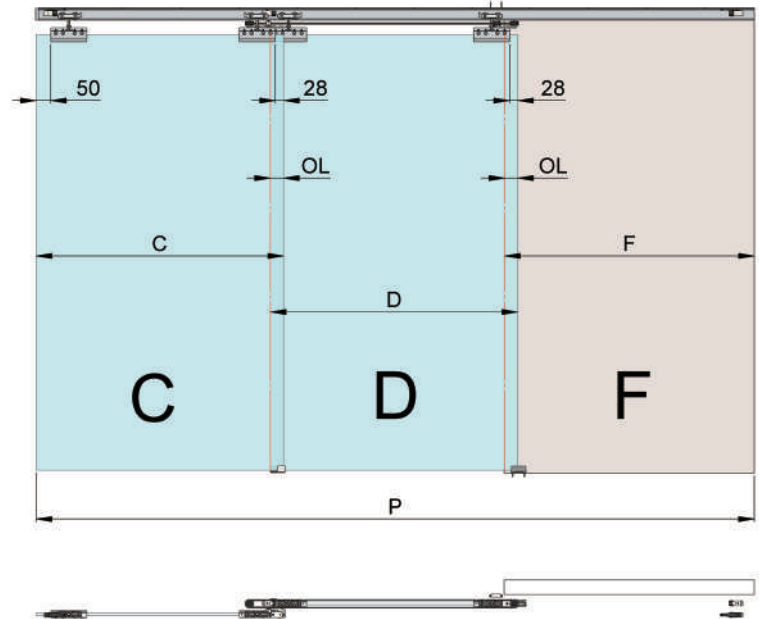


ABS floor guider (1400269)

Zinc alloy floor guider (1413333)

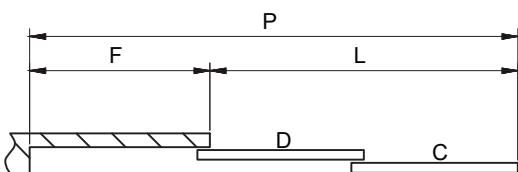


1413454

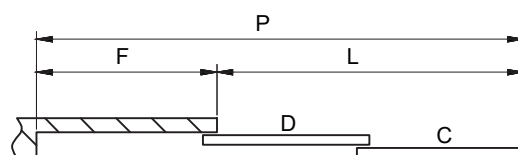


C / D = Doors      F = Fixed panel  
 Max. B/C = 2100mm      Max. P = 6300mm  
 Min. OL = 30mm (Consult for smaller OL,  
 recommended OL = 45mm)

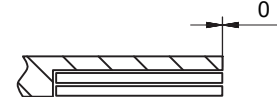
## Level Installation



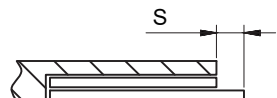
## Overlap Installation



- ① Track Length = P - 10      ② D = (P + 2\*OL - 10) / 3
- ③ C = D      ④ F = D + 10
- ⑤ L = P - F



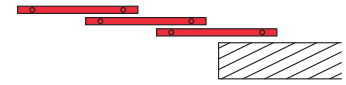
- ① Track Length = P - 10      ② D = (P + 2\*OL - 10 - S) / 3
- ③ C = D + S      ④ F = D + 10
- ⑤ L = P - F






# justo SLIDE SL160

## TELESCOPIC (0+3)



Max. 160 kg	39.5 x 50 mm	39 x 41 mm	Min. 35 mm	500 - 2100mm

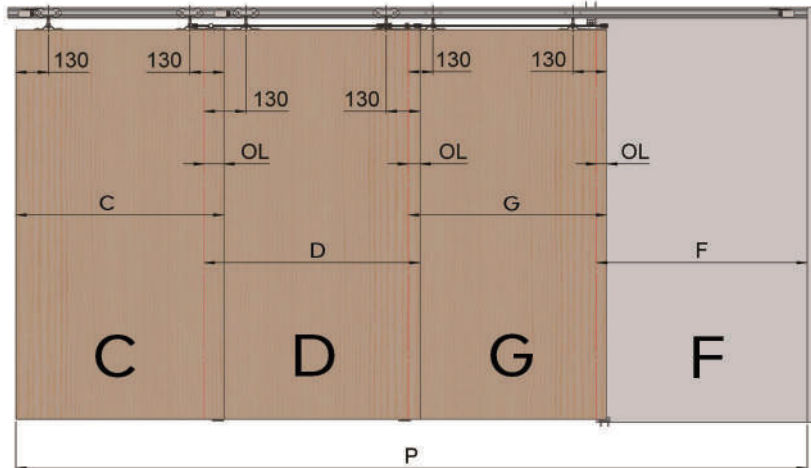
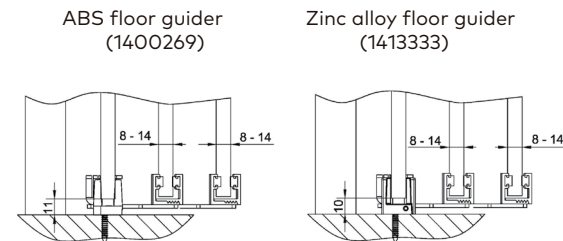
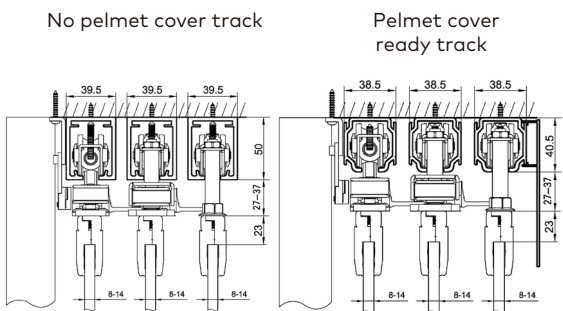
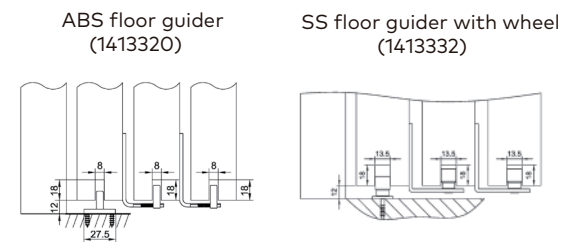
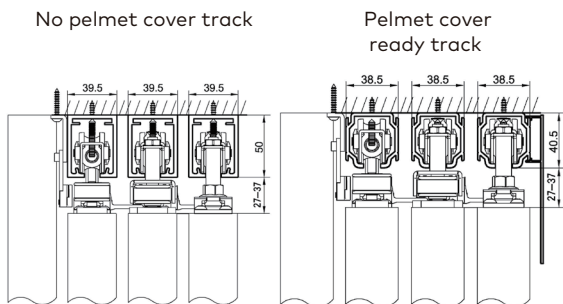
- ▶ This system allows to open and close 3 panels in a progressive way with just 1 finger.
- ▶ Max. total closing width: 8400mm
- ▶ Doors width: 500 - 2100mm
- ▶ Doors thickness: min. 35mm
- ▶ Compatible with all SL160 tracks.



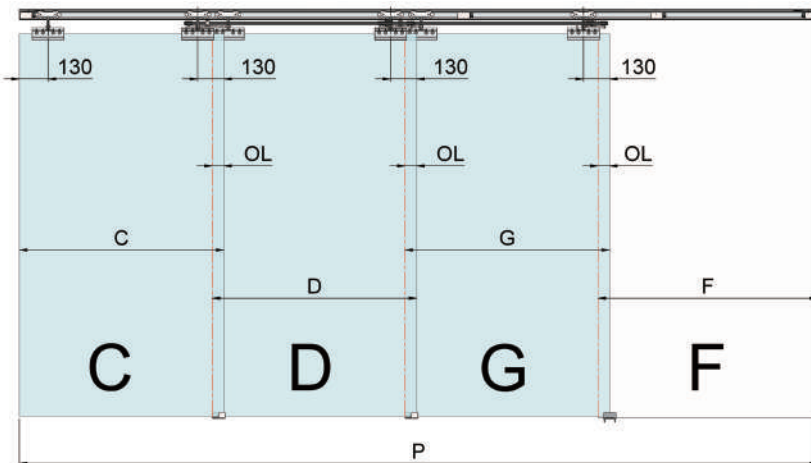
Item code	Description	Picture
1413455	SL160 TE3-T timber door telescopic for 2.1m panels with ABS floor guider	
1413456	SL160 TE3-T timber door telescopic for 2.1m panels with SS floor guider with wheel for metal frame panels	
1413457	SL160 TE3-G frameless glass door telescopic for 2.1m panels with zinc alloy floor guider for frameless glass door	

# Technical Drawings

1413455 / 1413456

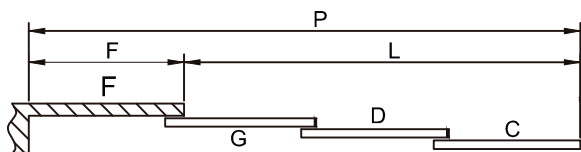


1413457

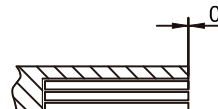


C / D / G = Doors      F = Fixed panel  
 Max. C / D / G = 2100mm      Max. P = 8400mm  
 Min. OL = 30mm (Consult for smaller OL, recommended OL = 45mm)

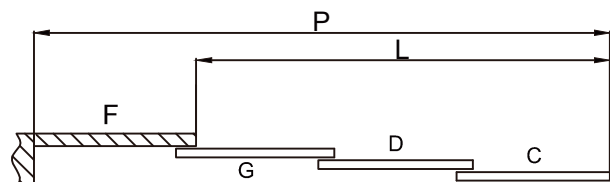
## Level Installation



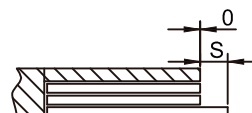
- ① Track Length = P - 10
- ②  $G = (P + 3 * OL - 10) / 4$
- ③ C = D = G
- ④ F = G + 10
- ⑤ L = P - F



## Overlap Installation



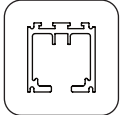
- ① Track Length = P - 10
- ②  $D = (P + 3 * OL - 10 - S) / 4$
- ③ D = G    C = G + S
- ④ F = G + 10
- ⑤ L = P - F



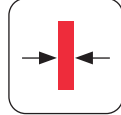
# justo SLIDE SL250



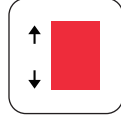
Max. 250 kg



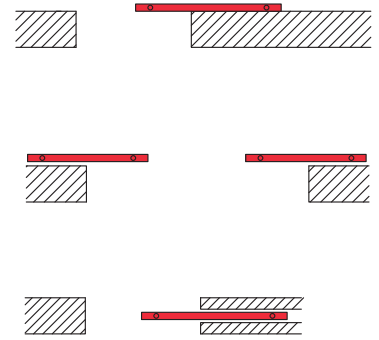
54 x 53 mm



Min. 35 mm



±2 mm



## COMPLETE SLIDING SETS FOR TIMBER AND GLASS DOORS UP TO 250KG



- ▶ Silent-running rollers with POM wheels highly resistant to abrasion.
- ▶ Silent block embedded in the roller for absorbing the irregularities of the profile.
- ▶ Min. door thickness: 35 mm
- ▶ Height adjustment: ± 5 mm
- ▶ Installation options and accessories:
  - Track with and without pelmet cover
  - Side assembly standard brackets
  - Concealed brackets for minimal gap between track and door
  - Clamps for frameless glass doors with front opening for easy and quick installation
  - Wheel floor guiders in plastic or zinc alloy body
  - Wall brackets for installation on wall

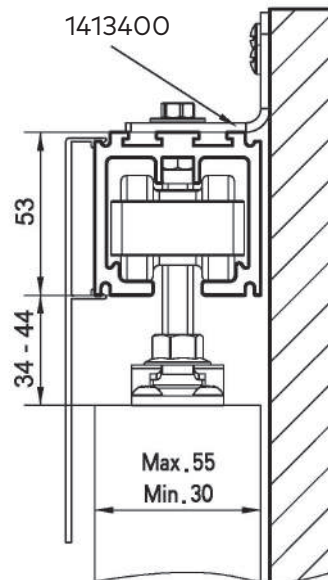
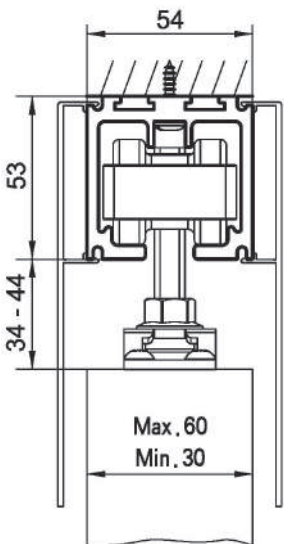
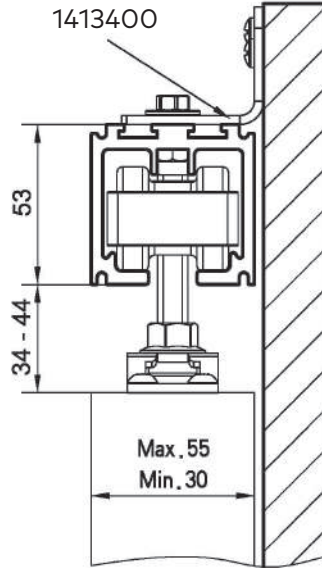
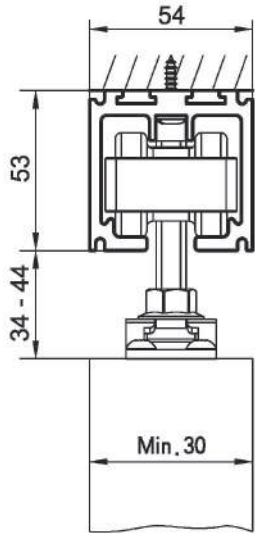

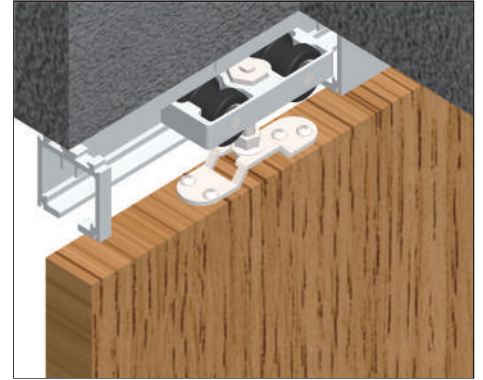
# Technical Drawings

## justo SLIDE SL250 T Side Assembly Bracket (1413382)

### Top installation sections

Ceiling installation

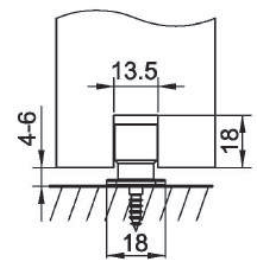
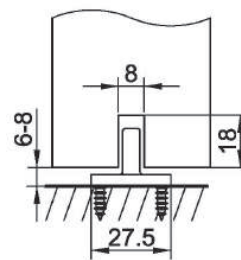
Wall installation



### Floor guiders


ABS floor guider (1413320)

SS floor guider with wheel (1413332)




### Installation steps

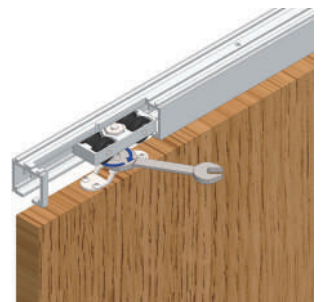
①



②



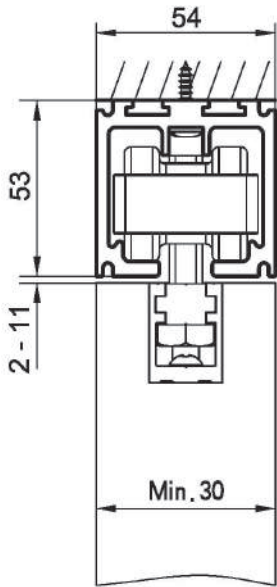
③




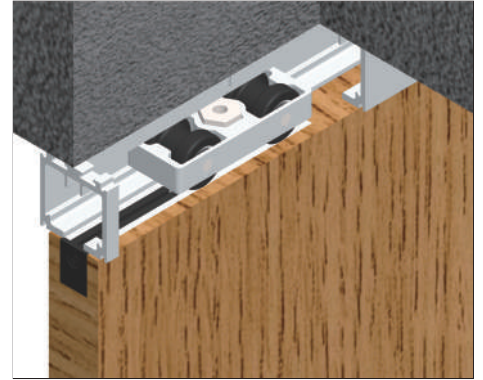
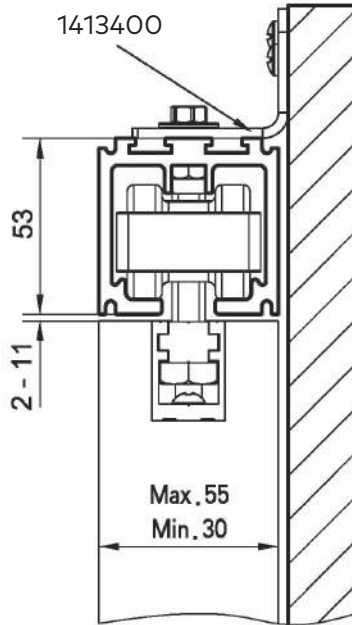
justo SLIDE SL250 T Concealed Bracket for Minimal Gap (1413384)

Top installation sections

Ceiling installation

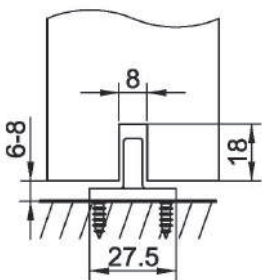


Wall installation

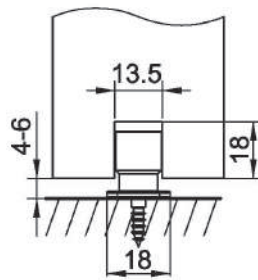


Floor guiders



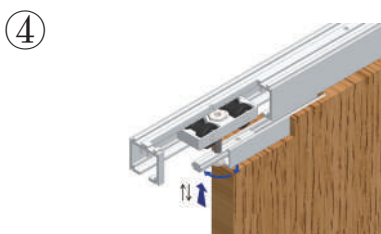
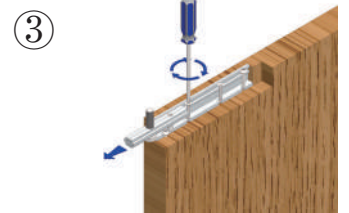
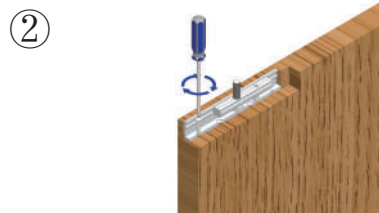
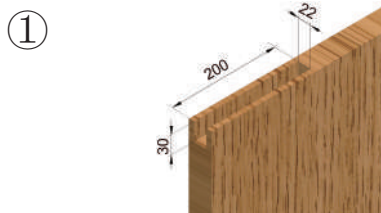
ABS floor guider (1413320)



SS floor guider with wheel (1413332)



Installation steps


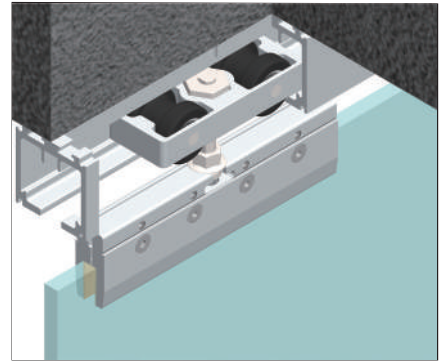
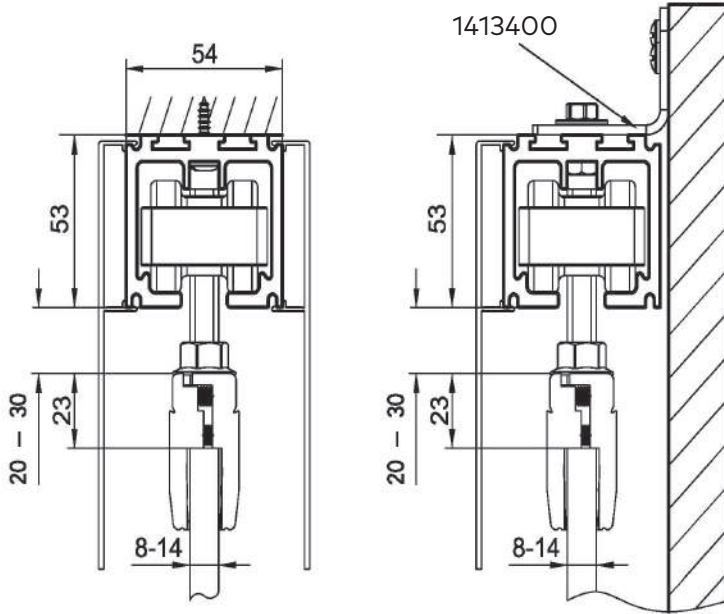


# justo SLIDE SL250 G F4 Front Open Clamp (1413399)

## Pelmet cover ready tracks

Ceiling installation

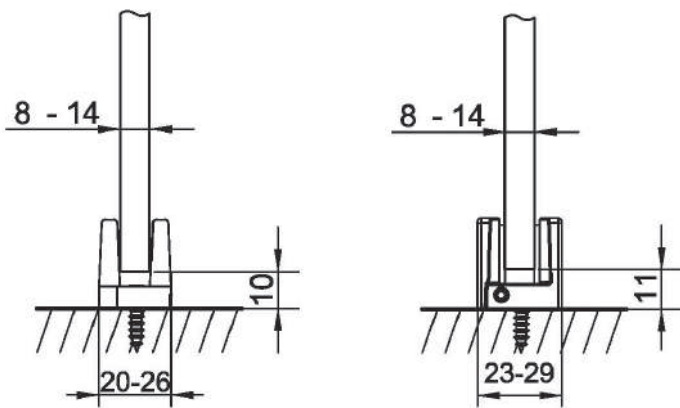
Wall installation



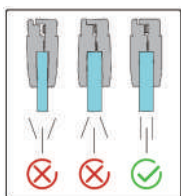
## Floor guiders

ABS floor guider (1400269)

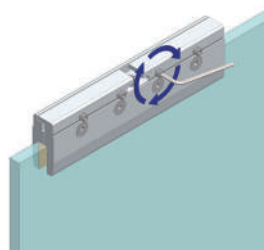
Zinc alloy floor guider (1413333)




## Installation steps



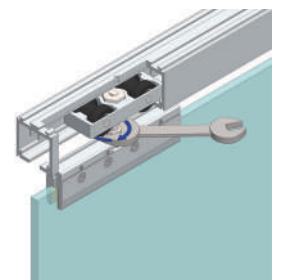
①



②



③



# justo SLIDE SL250

**COMPLETE SLIDING SETS FOR TIMBER AND GLASS DOORS UP TO 250KG**

**Pelmet cover ready tracks**

Item code	Description	Picture
1413388	250kg silver anodised track pelmet cover ready 2m	
1413389	250kg silver anodised track pelmet cover ready 3m	
1413390	250kg silver anodised track pelmet cover ready 4m	
1413391	250kg silver anodised track pelmet cover ready 6m	
1413392	250kg Silver anodised pelmet cover 2m	
1413393	250kg Silver anodised pelmet cover 3m	
1413394	250kg Silver anodised pelmet cover 4m	
1413395	250kg Silver anodised pelmet cover 6m	

\*Note: Tracks with special size are also available if MOQ higher than 500m with the code of 1m track. (141XXXX)  
 With 500m MOQ other finishings are possible in tracks and clamps (black anodised, gold anodised, black powder coated, white powder coated, etc.).

**Sliding door sets**




Item code	Description	Picture
1413396	SL250 T Sliding System with Side Assembly Bracket for 250kg timber doors	<p>1413397 x 1 <b>250kg roller</b>    1413398 x 1 <b>Side assembly bracket</b>    1413399 x 1 <b>Retaining stopper</b>    1413400 x 1 <b>Floor guide</b></p>

**Door brackets**


Item code	Description	Picture
1413384	Set of Concealed Brackets for Minimal Gap	
1413399	Set of <b>F4 Front Open Clamps</b> with ABS floor guider for frameless glass doors	

# justo SLIDE SL250

## Floor guiders

Item code	Description	Picture	Door thickness range
1413332	SS floor guider with wheel		min. 27 mm
1400269	ABS floor guider for frameless glass door		8 - 14 mm
1413333	Zinc alloy floor guide for frameless glass door		8 - 14 mm

## Other accessories

Item code	Description	Picture	Door thickness range
1413400	Wall bracket for aluminum track		max. 55 mm

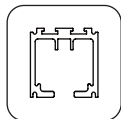


# justo SLIDE SL250

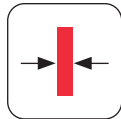
## SYNCHRO (1+1)



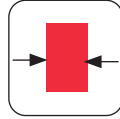
Max. 250 kg



54 x 53 mm

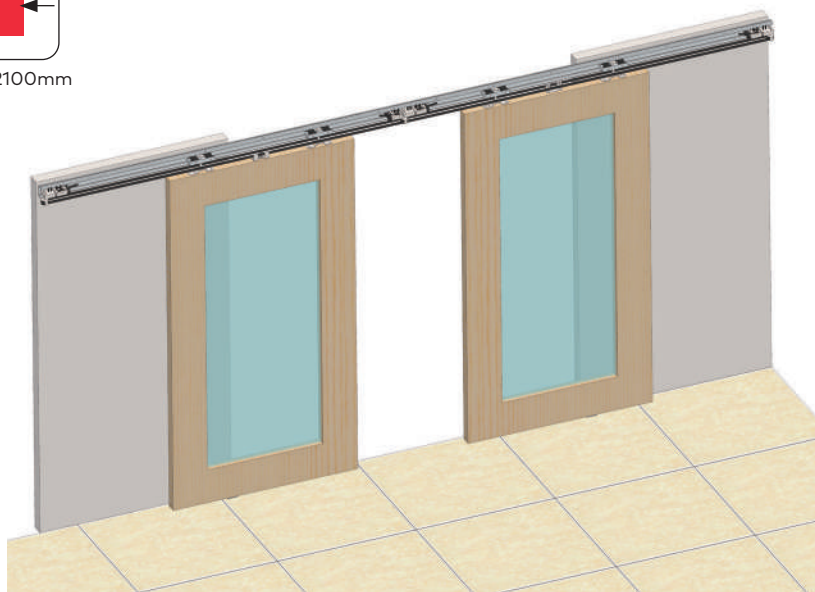


Min. 35 mm



500 - 2100 mm

- ▶ This system allows to open and close 2 panels in a synchronised way with just 1 finger.
- ▶ Max. total closing width: 8400 mm
- ▶ Doors width: 500 - 2100mm
- ▶ Doors thickness: min. 35mm
- ▶ Compatible with all SL250 tracks.

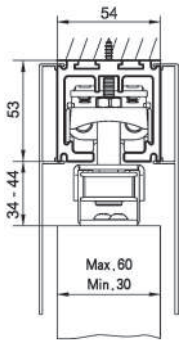


Item code	Description	Picture
1413458	SL250 SY-T timber door synchro for 2.1m panels with ABS floor guider	
1413459	SL250 SY-T timber door synchro for 2.1m panels with SS floor guider with wheel for metal frame panels	
1413460	SL250 SY-G frameless glass door synchro for 2.1m panels with zinc alloy floor guider for frameless glass door	

# Technical Drawings

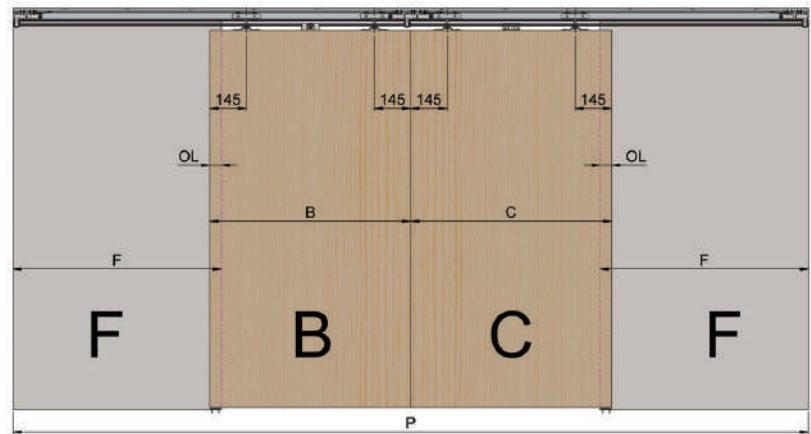
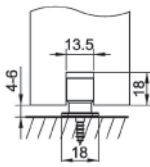
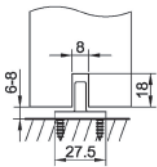
1413458 / 1413459

Pelmet cover ready track



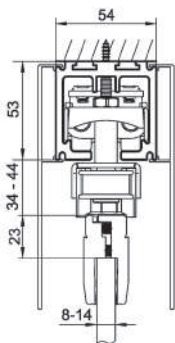
ABS floor guider (1413320)

SS floor guider with wheel (1413332)

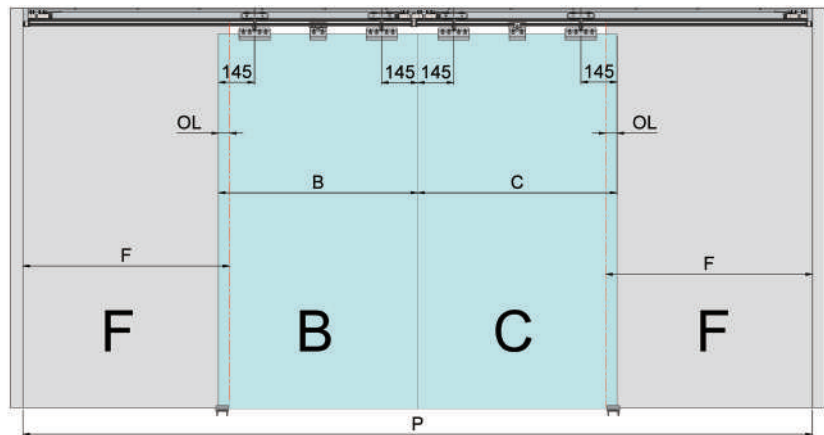
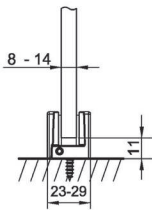


1413460

Pelmet cover ready track

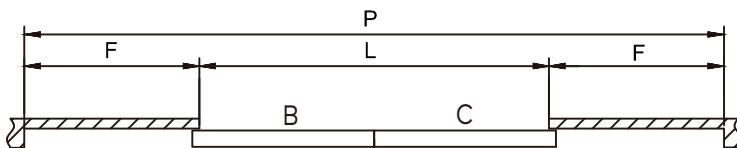


Zinc alloy floor guider (1413333)

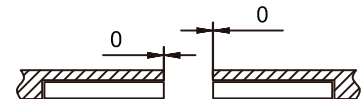


B = C = Doors      F = Fixed panels  
 Max. B/C = 2100mm      Max. P = 5970mm  
 Min. OL = 30mm (Consult for smaller OL,  
 recommended OL = 45mm)

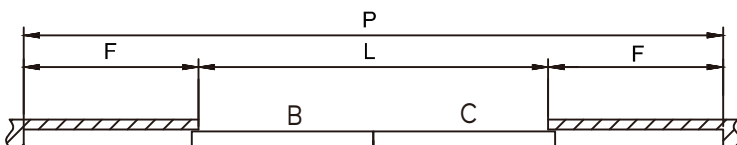
## Level Installation



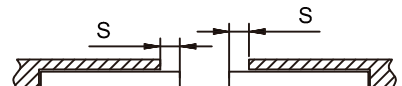
- ① Track Length = P - 60
- ②  $C = (P + 2 \cdot (OL - 30)) / 4$
- ③ B = C
- ④ F = C + 30
- ⑤ L = P - 2 \cdot F



## Overlap Installation



- ① Track Length = P - 60
- ②  $C = (P + 2 \cdot (OL - 30)) / 4 + S / 2$
- ③ B = C    S = 95
- ④ F = C - S + 30
- ⑤ L = P - 2 \cdot F





**Door  
Hardware**



**Entrance  
Systems**



**Electronic  
Access & Data**



**Interior Glass  
Systems**



**Mechanical  
Key Systems**



**Lodging  
Systems**



**Safe  
Locks**



**Movable  
Walls**



**Service**

**dormakaba Singapore Pte Ltd**  
12 Tukang Innovation Drive  
#04-01 Singapore 618303  
T +65 6268 7633

Info.ASEAN@dormakaba.com  
www.dormakaba.com.sg

**dormakaba Malaysia Sdn Bhd**  
No. 3, Jalan TP 6  
Taman Perindustrian UEP  
47600 Subang Jaya  
Selangor Darul Ehsan  
T +603 8081 8009

**dormakaba Vietnam Rep Office**  
Centec Business Center,  
Unit 002, Floor 4,  
72-74 Nguyen Thi Minh Khai Street,  
Ward 6, District 3,  
Ho Chi Minh City, Vietnam  
T +84 8 62 99 82 72

**dormakaba Philippines Inc.**  
Unit 102 RCI Building, 105 Rada St.,  
Legaspi Village, Makati City,  
Philippines  
T +632 8893 4077/78

**dormakaba (Thailand) Limited**  
762/2 Room no. A258,  
Rama 3 Road Bangpongpan,  
Yannawa Bangkok 10120,  
Thailand  
T +66 2059 2612-6

**PT. dormakaba Access Indonesia**  
Perkantoran Gandaria 8  
Lanrai 1 Unit A,  
Jl. Sultan Iskandar Muda,  
Kebayoran Lama,  
Jakarta Selatan 12240,  
Indonesia  
T +62 21 2930 3762

