





Instruction to install the battery in RAC 4 XT enclosure box

1. Remove the 2 brackets inside the enclosure box.



2. Remove the battery from the box. Leave the plastic insulators on the battery connectors.
3. Locate the battery inside the enclosure box.



4. Re-install the holding brackets.

