

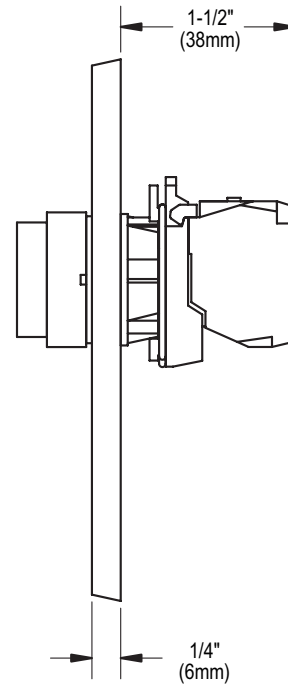
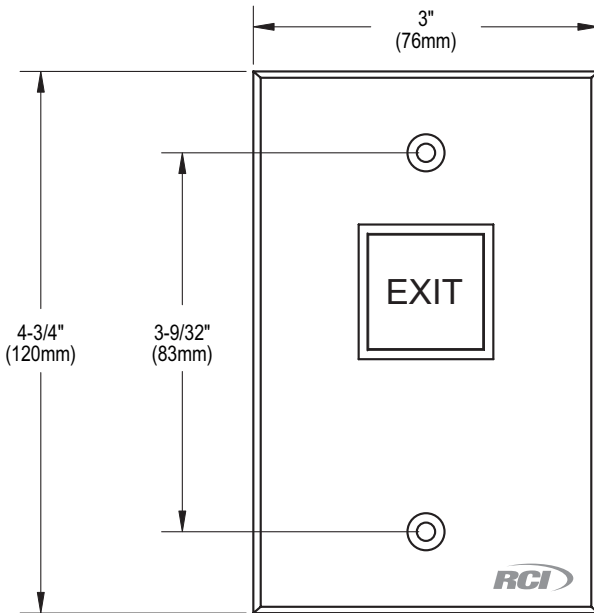
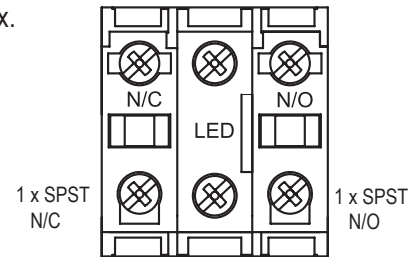
INSTALLATION

975 LED ILLUMINATED PUSHBUTTON SWITCHES

1. Connect device to be controlled to N/O or N/C terminals as required.
2. Connect appropriate supply voltage to LED power terminals (optional)
3. Insert excess wiring into electrical box (not provided) and install switch cover plate to box.

NOTE: Contact and LED modules may be different than shown, based on model ordered. See back of Switch for configuration details.

TYPICAL SWITCH VIEW



SWITCH SPECIFICATIONS

Voltage	Current Rating
24VAC	4A Max
120VAC	3A Max
24VDC	0.5A Max

Electrical Cycle Rating of Switch: 1,000,000 cycles
Operating Temperature: - 13°F to 158°F (-25°C to 70°C)

LED SPECIFICATIONS

LED Voltage	LED Current
12VAC/DC	18mA
24VAC/DC	18mA